

**TAKE FLIGHT
WITH**

SITE COUNCIL

**Ignite the fire within and soar like
Dragons!**





Mission: To ignite a fire in our students to strive for academic excellence and leadership.

Vision: To create a legacy of excellence where all boldly pursue knowledge, embrace challenges, and transform the world through courage and innovation.

Motto: Ignite the fire and soar like Dragons!

AGENDA

Welcome

Ice Breaker

Last Year's Data

Attendance Campaign Update

Focal Point Questions & Ratings

Discussion of Strengths and Weaknesses

Review Next Steps & Closing



ICEBREAKER

Think about when you are traveling somewhere. What do you need to prepare before your flight?

We are going to compile a flight plan that will help Dragons prepare to soar!



TONIGHT'S PURPOSE

Identify what is working and areas that need improvement to develop our Integrated Action Plan for next year. (Our flight plan to soar like Dragons!)

Process: As we go through our data, we will rate how we compare with schools with similar levels of poverty. We will answer focus questions, and determine areas of strength and strategies we want to continue and areas of improvement that we need to add/refine strategies

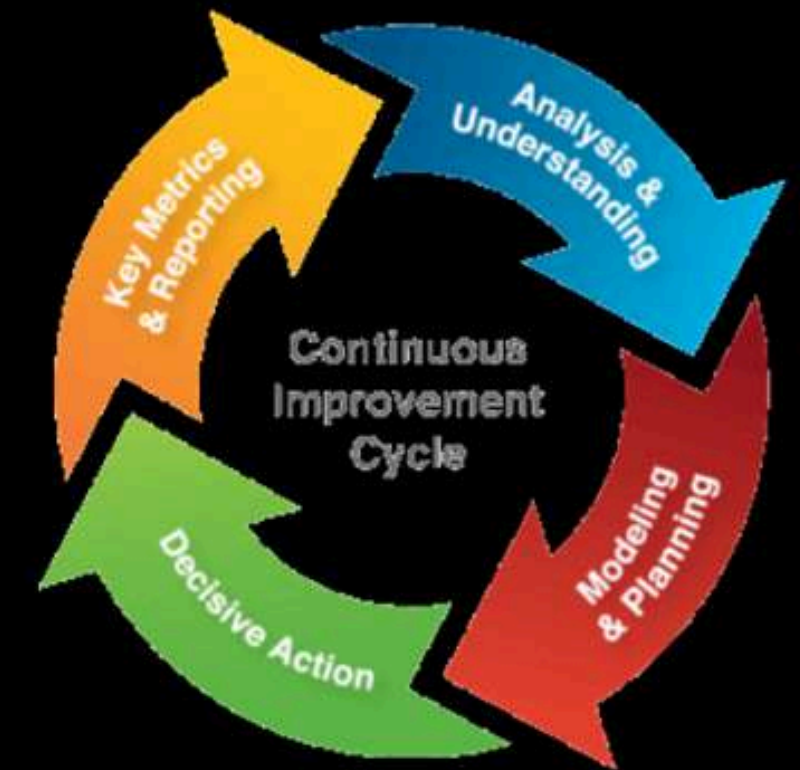


This Year's IAP

Continuous School Improvement

Integrated Action Plan Goals:

- West Point High School will increase Math proficiency by 2% on state assessments from the previous year.
- West Point High School will increase ELA proficiency by 2% on state assessments from the previous year.
- West Point High School will improve climate and culture by decreasing students who are identified as high risk on the Early Warning System (Behavior, Attendance, and Grades) by 10% each semester. **Pull report the last day of the semester.
- West Point High School will increase the reclassification rate of ELL students by 3%.



PLC Cadre and Grade Level Teams

RTI to answer Critical Questions 3 & 4; intervention time built into school day

Mission, Vision, and Goal

- ▶ **Mission:** Cultivate a culture of curiosity and excellence for staff and students.
- ▶ **Vision:** Create a framework of research-based instructional practices which drive academic success using the PLC process effectively.
- ▶ **Goal:** Improve ACT scores and graduation rate.



Mastery Prep ACT Bootcamp



Orange dot = 0 points

Yellow dot = 1 point

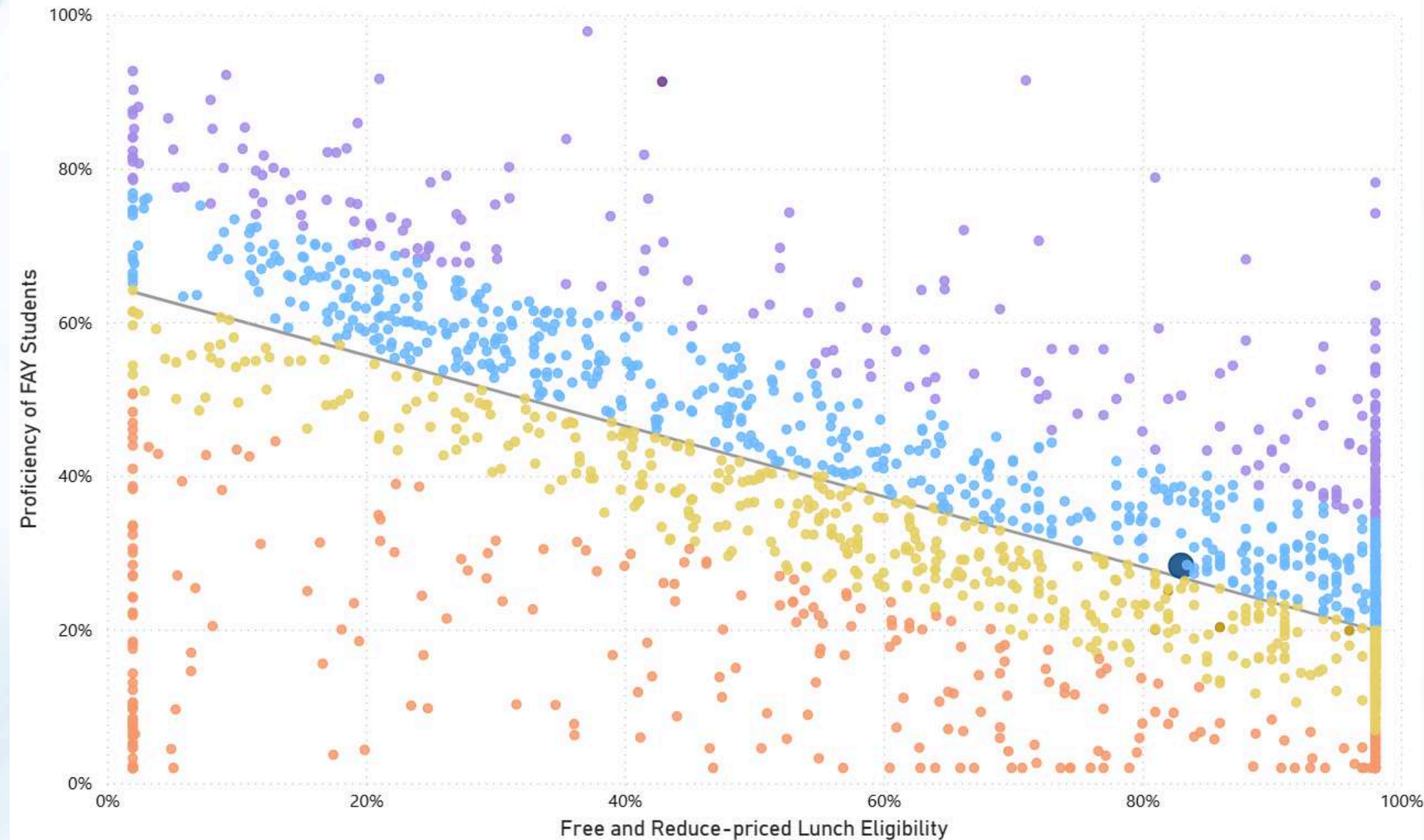
Blue dot = 2 points

Purple dot = 3 points

FREE AND REDUCED LUNCH

Proficiency of FAY Students vs. FRL Eligibility (24-25 School Year)

Active Filters: Subject: ELA, Math | School: West Point High School



WPHS 28.29 % Proficiency
(State is 39.01%)



MATH PROFICIENCY

Orange dot = 0 points

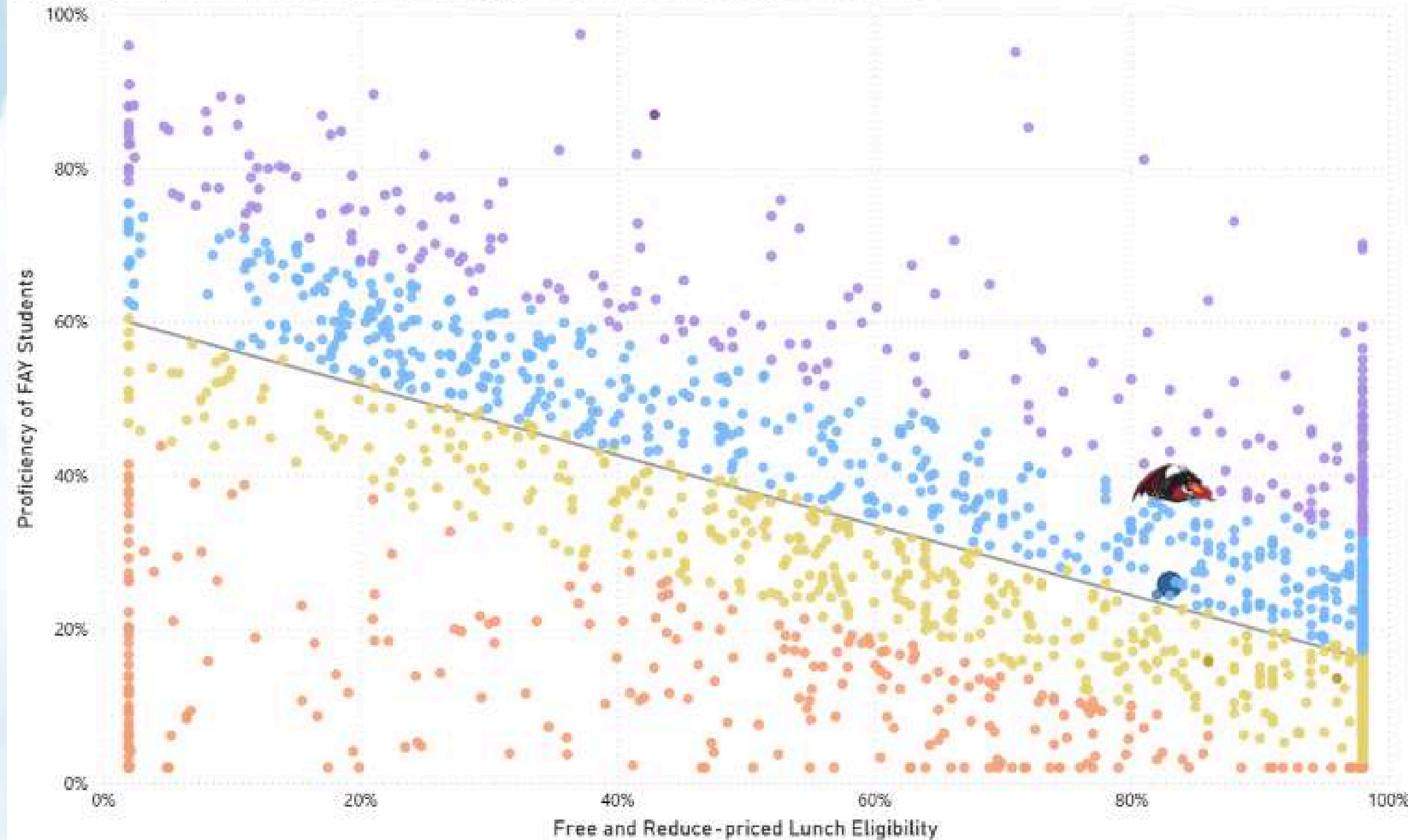
Yellow dot = 1 point

Blue dot = 2 points

Purple dot = 3 points

Proficiency of FAY Students vs. FRL Eligibility (24-25 School Year)

Active Filters: Subject: Math | District: Tolleson Union High School District | School: West Point High School



22-23 SY	33.94%
23-24 SY	33.47%
24-25 SY	25.80%
Diff from Prev Yr	-7.67%

Orange dot = 0 points

Yellow dot = 1 point

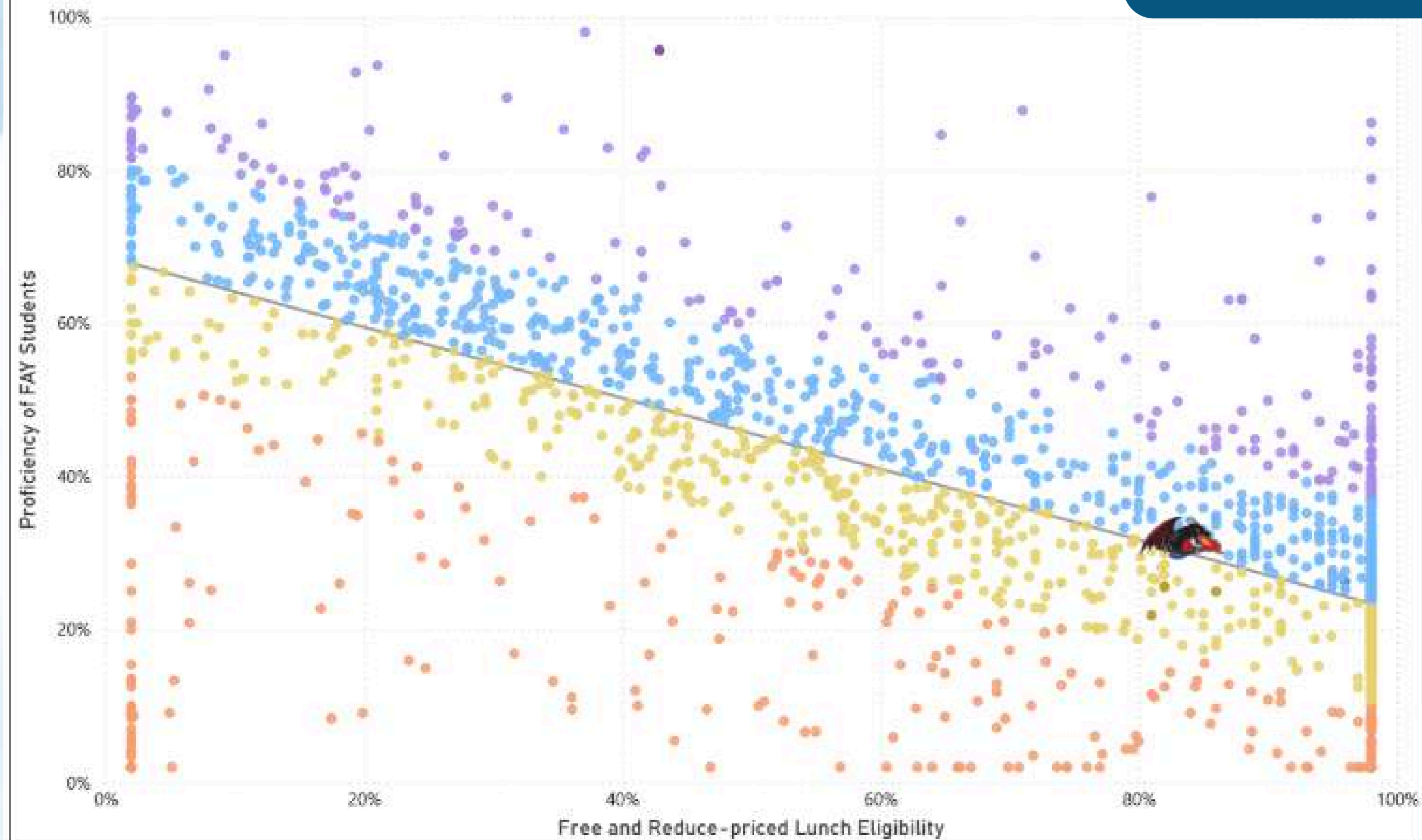
Blue dot = 2 points

Purple dot = 3 points

ELA PROFICIENCY

Proficiency of FAY Students vs. FRL Eligibility (24-25 School Year)

Active Filters: Subject: ELA | District: Tolleson Union High School District | School: West Point High School



22-23
SY

33.54%

23-24
SY

35.43%

24-25
SY

30.83%

Diff from
Prev Yr

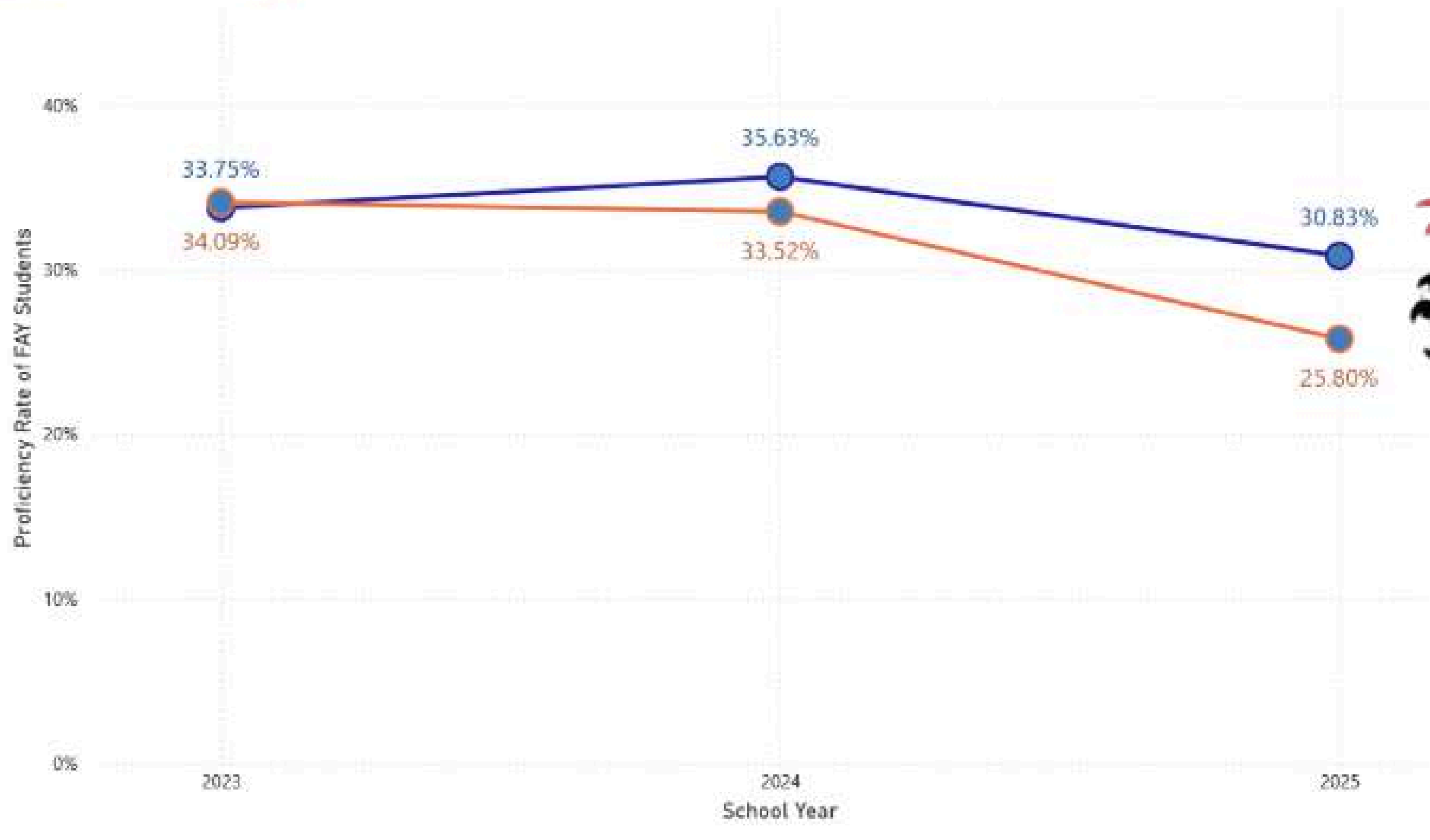
-4.60%

ELA & MATH ACT PROFICIENCY

ELA & Math Proficiency by Year

Active Filters: | School: West Point High School

● ELA Proficiency Rate ● Math Proficiency Rate



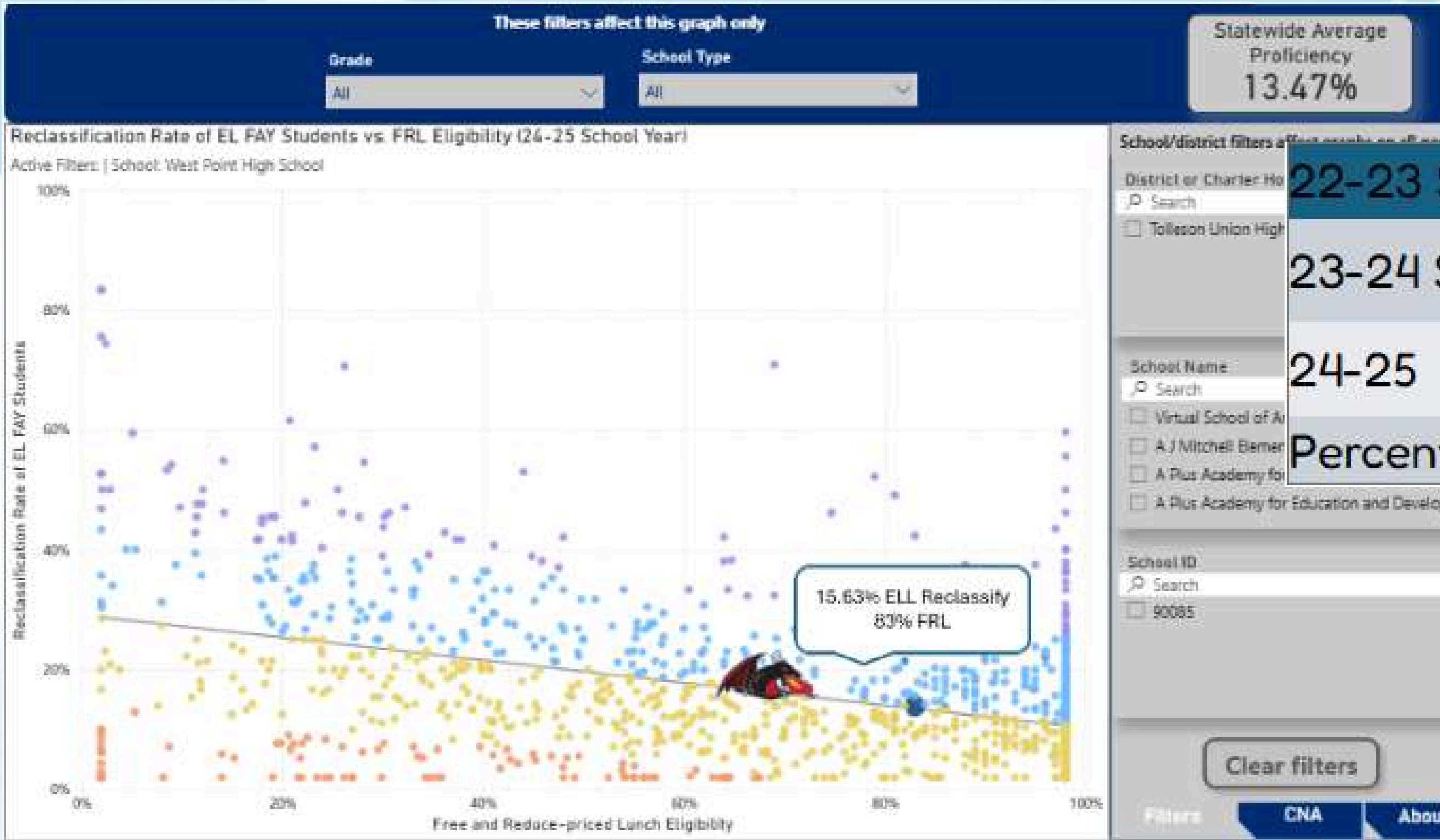
Orange dot = 0 points

Yellow dot = 1 point

Blue dot = 2 points

Purple dot = 3 points

EL RECLASSIFICATION



22-23 SY	15.03%
23-24 SY	13.33%
24-25	15.63%
Percent Change	2.3%



GRADUATION RATE

Orange dot = 0 points

Yellow dot = 1 point

Blue dot = 2 points

Purple dot = 3 points



22-23 SY	87.22%
23-24 SY	89.51 %
24-25 SY	91.74%
Diff from Prev Yr	2.23%

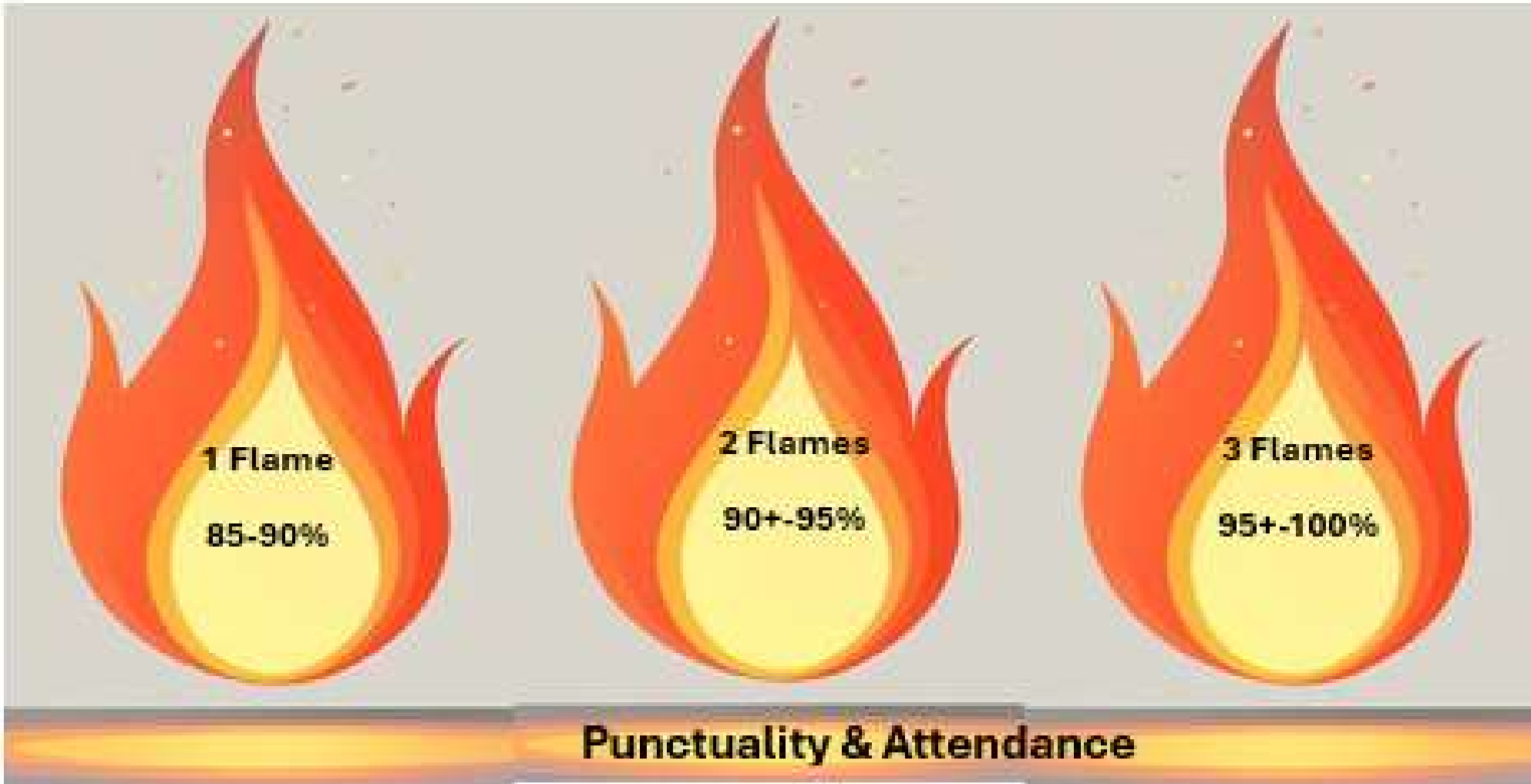




ATTENDANCE CAMPAIGN

Dragons, ignite the fire within and soar to class!
You get the loot by being on time and present.

COMPETITIONS:
BY CLASS AND PERIOD,
DEPARTMENT,
GRADE LEVELS, AND
TEAMS/CLUBS



ABSENCE RATE SEM 2 2025 VS 2026

January 2026:

Absence Rate 16.63% (Male 16.84%; Female 16.41%)

14.63% prior to Walk out



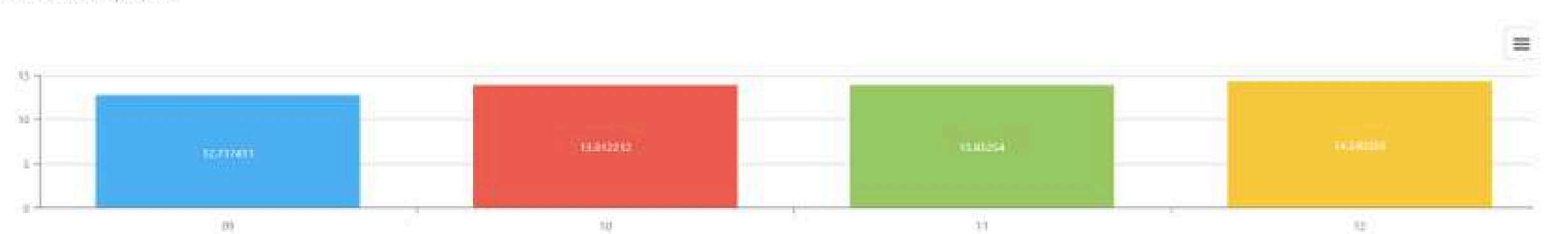
Absent Rate by Grade




2024-35

13.74%

Absent Rate by Grade



Grade Level Competitions the remainder of the year!



FOCAL POINT QUESTIONS

- 0: Not yet begun
- 1: Beginning implementation
- 2: Beyond initial implementation
- 3: Deeply embedded

Focal Point Questions	Score
1. Is the School's mission and vision for student success widely known and shared by stakeholders?	Rating
2. Do school structures and systems (bell schedules, calendar, common planning time, professional development, expanded opportunities, etc.) maximize student success?	Rating
3. Do teachers, administrators, parents and students have a common understanding of what we want students to know and be able to do?	Rating
4. Do assessments and benchmarks align to standards and accurately predict state assessment results?	Rating
5. Do teachers use aligned instructional practices that achieve the best student achievement results?	Rating
6. Is effective intervention provided when students have not demonstrated mastery of required content/skills?	Rating
7. Is effective enrichment provided when students have demonstrated mastery of required content/skills?	Rating
8. Is there an effective and efficient system used to improve, catalog, and save teacher work (scope & sequence, assessments, etc.)?	Rating



DISCUSSION STRENGTHS AND WEAKNESSES

REVIEW NEXT STEPS AND CLOSING

- Identify areas for improvement
- Review focal point question scores
- Create goals for IAP (Integrated Action Plan)
 - Math
 - ELA
- Bonus Question: How many times did Fuego appear in this presentation?
The closest person receives a prize.

