

WPHS Site Council Meeting: Focus: Improving Attendance

02/03/2026



<https://www.azed.gov/improvement/comprehensive-needs-assessment-graphs>



Agenda

Welcome and Purpose

Ice Breaker

Share Data & Research

Break into Subgroups

Share Ideas



Welcome and Purpose

- The school site council is a group of teachers, parents, classified employees, students, community members who work with school leadership to review, evaluate, and drive school improvement.
- Today's Focus will be on improving attendance





Ice Breaker

- At your table discuss your favorite commercials.
- What made the commercial stand out?
- Did it accomplish its intended purpose? Why/Why Not?

https://www.youtube.com/watch?v=m_MaJDK3VNE

<https://www.youtube.com/watch?v=E6JjyRhjfjOE>


According to recent data from the Arizona Department of Education and the U.S. Department of Education:

Chronic absenteeism, typically defined as missing 10% or more of school days in a year for any reason, is linked to lower academic performance and increased dropout rates.

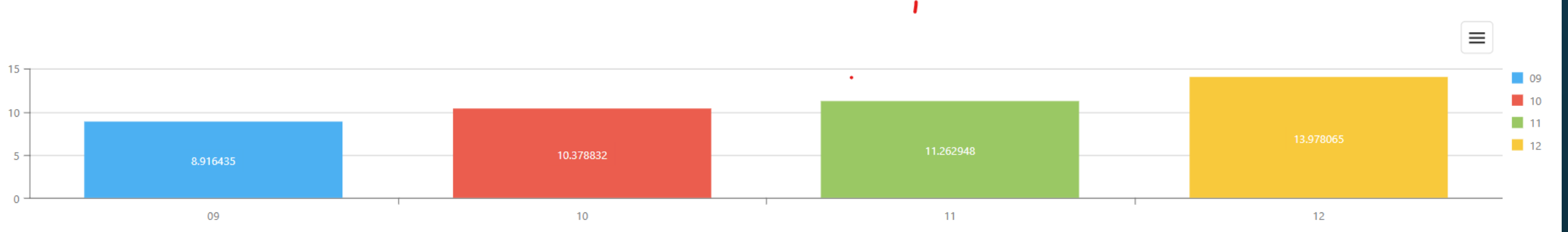
Chronic Absenteeism Rate: Approximately 19% of Arizona high school students were classified as chronically absent in the most recent reporting year. (3% above the National Average)

Sem 1 Comparison Attendance Data

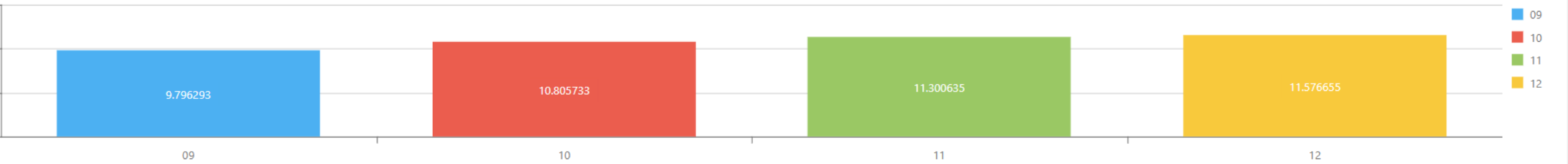
2025-26 Sem 1:
Absence Rate 11.1% (Male 11.55%; Female 10.65%)



Absent Rate by Grade



2024-25 Sem 1:
Absence Rate 10.92% (Male 11.18%; Female 10.65%)

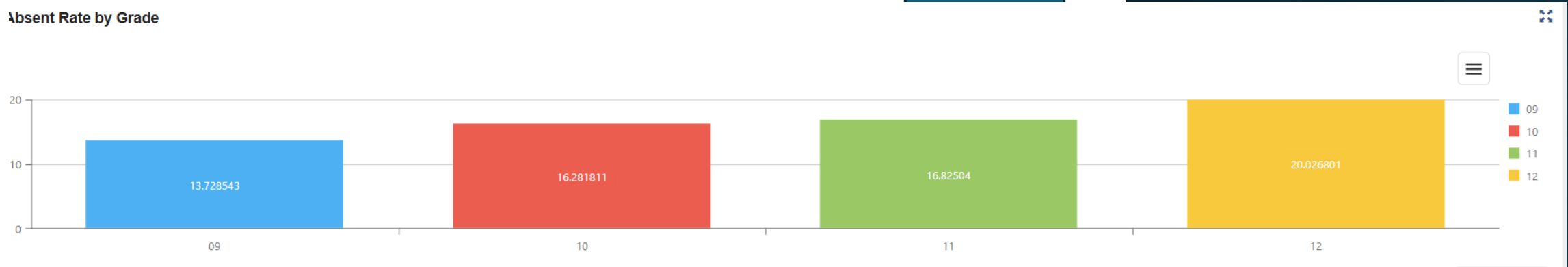


January Comparison Attendance Data

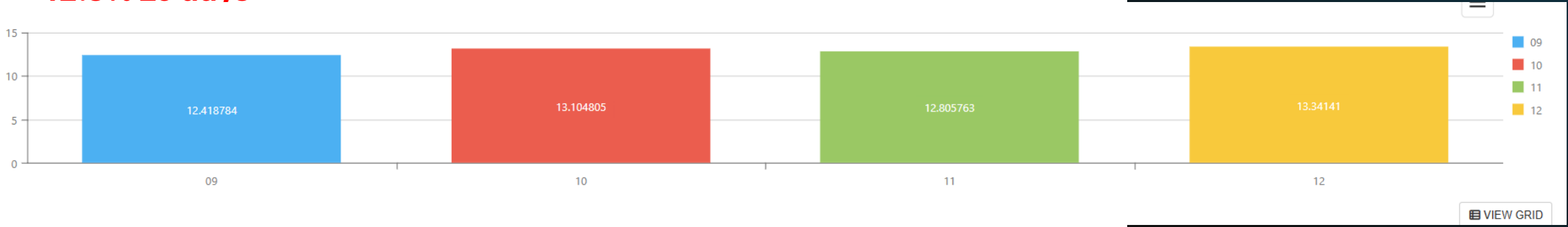
January 2026:
Absence Rate 16.63% (Male 16.84%; Female 16.41%)
14.63% prior to Walk out



Absent Rate by Grade



January 2025
Absence Rate 12.94% (Male 13.24%; Female 12.62%)
12.3% 29 days



Number off
at your table.

Root Causes

1

Problem Solving/Strategies

2

Slogan & Marketing

3

Incentives

4