



# BES Car Arrival / Dismissal Route


## Official School Hours: 8:35 - 3:25

- Please have a bold sign with your child(ren)'s last and first name. Please **place the sign against the windshield** when you arrive (it is hard to see when it is flat on the dashboard).
- For the safety of both students and staff, proceed carefully and **slowly** through the lot.
- **Drivers cannot exit the vehicle.** This will slow the process down.
- Your child(ren) must **exit/enter the vehicle on the driver** (the building) **side** of the vehicle. Multiple children must exit/enter through the same side. It is dangerous to walk to the passenger side of the car.
- Students enter any of the two front entrances staffed (exits 1-2).
- All students exit the main lobby (exit 1) for pickup.



 Parent arrival / dismissal route

 Student drop off/pick off location

 Staff and visitor arrival / exit path

## BES Bus Arrival / Dismissal Route

- Busses should enter Florida Rd from the 102 side.
- Signs will indicate where busses should stop. We anticipate loading/unloading three full size busses at a time.
- If there is space, vans can wait on inner loop area but must pull up to the designated area to let students off/on the bus.

