

Queen Creek Welcomes
you to
A.L.I.C.E.
Training

Overview of ALICE

Alert, Lockdown, Inform, Counter, Evacuate

- ▶ ALICE is a school safety program that enhances the current lockdown procedures.
- ▶ The goal of ALICE is to create awareness, give options, and empower teachers and students to make decisions to increase survivability in the event of an armed intruder.

A is for ALERT

This is the FIRST notification of danger.

- School announcement of a danger on campus
- Gunfire, loud noises or screaming
- Text alert or phone call
- See something say something




NO CODE WORDS

L is for LOCKDOWN

Traditional lockdown procedures PLUS:

- **Barricade the door** (examples on next slide)
- **Spread out in the room with Counter measures**
- **DO NOT huddle**
- **DO NOT open the door for anyone**
- **Look for alternative exits**
- **Dial 911 if safe to do so**

Barricading the door buys time, and allows you to evaluate the situation.





is for INFORM

Inform can be from students, teachers, administration or any other staff on campus.

P ass on real time information

- *What did you see?(Details-what were they wearing, hair color, height, eyes)
- *When did you see it? Be specific.
- *Where was it?
- *Who was it? (man, woman, child...)
- *How are they armed?

CALL

What if the barricade doesn't hold up?

Be prepared to **COUNTER**

The purpose of COUNTER is to interrupt the intruder
and make it difficult or impossible to aim.

This is a strategy of last resort.

We do NOT physically fight with anyone “dangerous” or an
“intruder”

We counter by...

- Distracting: screaming, yelling, waving hands, throwing objects.
- Running: Don't stand still. Constantly move and do what you can to run away and protect yourself.
- Be aware of the situation and work together.



E is for EVACUATE

How do we know if we should stay and barricade or evacuate?

RULE

Never move from a safe area to an unsafe area!

It is important to Stop, Look, and Listen so you can gather as much information as possible before you decide to take any action.

If it is possible to leave the classroom to get away from a “dangerous someone”, we will do so.

Rally Point

This is a safe place where we can all get to, when it is safe to, after we evacuate.



Our Rally POint at NBMS is behind the fire station

Remember the rule: Never move from a safe place to an unsafe place.

- If you leave the classroom and find that you are not safe, then find any safe place you can go (neighbor, store, or a park that is nearby).
- If possible, get to a place that has a phone and call 911.



It is important for you to understand:

1. ALiCE is about empowerment, not fear.
 2. ALiCE is about options and choices to stay safer.
 3. ALiCE is NOT sequential.
- 
- 

A.L.I.C.E.

Common Sense, just not Common Knowledge

Alert
Lockdown
Inform
Counter
Evacuate

ALICE is **NOT** a linear, progressive response.

Your assignment:

Create a Foldable that demonstrates your understanding of the ALICE way