

Bruneau-Grand View

JOINT SCHOOL DISTRICT #365



January 13, 2026
7:00 PM Rimrock Library





Rimrock Principal Report

Rimrock Academics

Rimrock Vision: To be the best small, rural, public Jr-Sr High School in Idaho...
a place our students, staff, graduates and community can be proud of!

- **Semester 1 Grades & Attendance Complete**
- **Rimrock Honor Roll: 3.5 GPA and Above (41 total Students)**

12th Grade (7 students)

Maybelline Anderson
Carlos Escobedo
Olivia Farfan
Morgan Field
Juana Lemus
Tyler Lisle
Paisley Prow

11th Grade (10 students)

Viktorja Alvarez
Juniper Bishop
Hays Black
Elijah Boren
Gael Gallardo
Ruby Lisle
Dylan McNeley
Crew Merrick
Lainee Raymond
Mia Varela

10th Grade (7 students)

William Aquiso
Jessica Escobedo
Kenzley Fowers
Leif Pearson
Mackley Prow
Jeannie Trader
Cole Vogt

9th Grade (4 students)

Zoey Carothers
Emilio Meza
Ashlin Raymond
Merary Rodriguez-Hernandez

8th Grade (3 students)

Brylee Folkman
Dominic Ontiveros
Ryan Tunkel

7th Grade (5 students)

Hattie Bachman
Revada Cowdell
Fallon Grieb
Karmen Mendoza
Anastasia Pena

6th Grade (5 students)

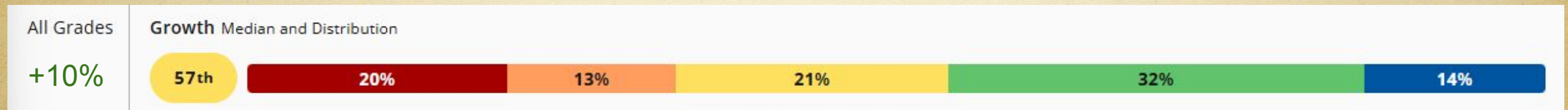
Arianna Araujo
Jonathan Araujo
Robert Boren
Macie Steiner
Jaxon Suarez

- **Senior Class: 8/10 Senior Papers complete, 100% on track to graduate**

Rimrock Academic Data (Math)

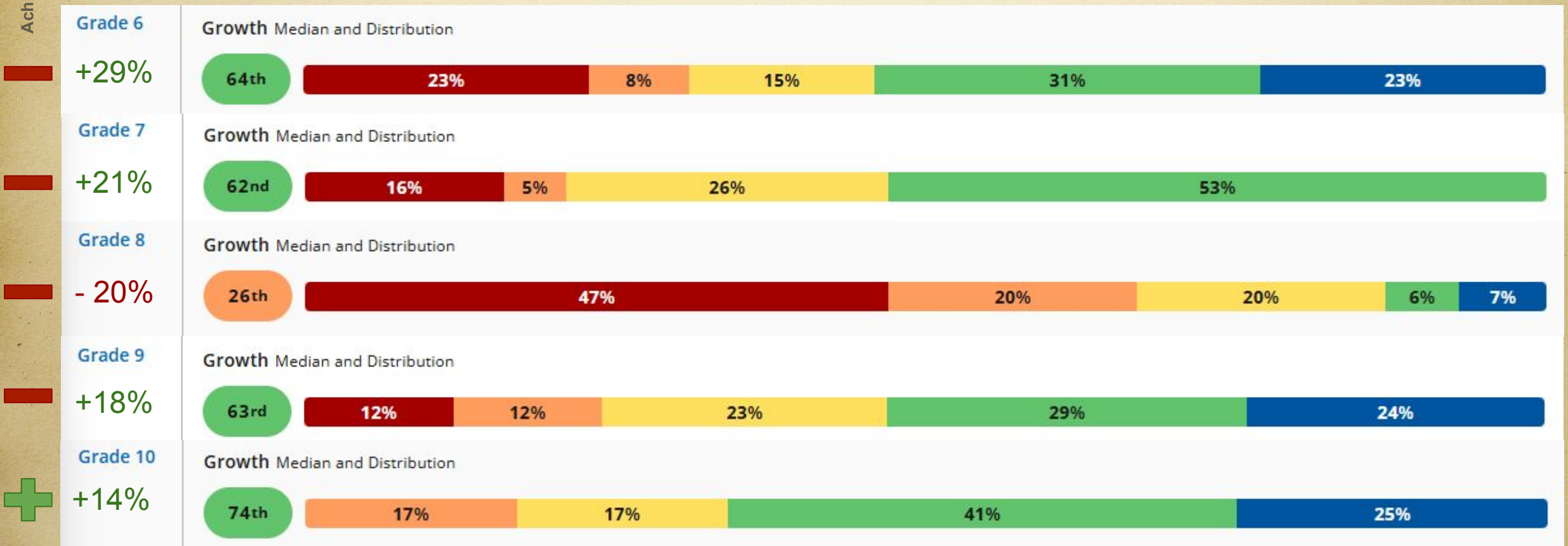
Goal: Median Growth Score in **60th** Percentile for every grade / subject (NWEA MAP)

Math (Growth from Winter '24 to Winter '25): 57th Percentile (Fall '25 = 47th Percentile)



Achievement

Grade Breakdown:

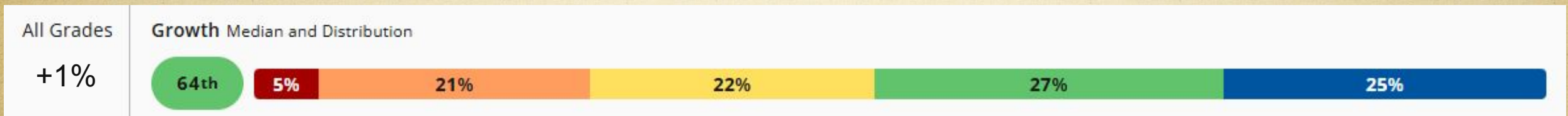


Excellent growth across most grades year-over-year...
 overall growth *almost* at target
 Achievement scores remain below national averages

Rimrock Academic Data (Reading)

Goal: Median Growth Score in **60th** Percentile for every grade / subject (NWEA MAP)

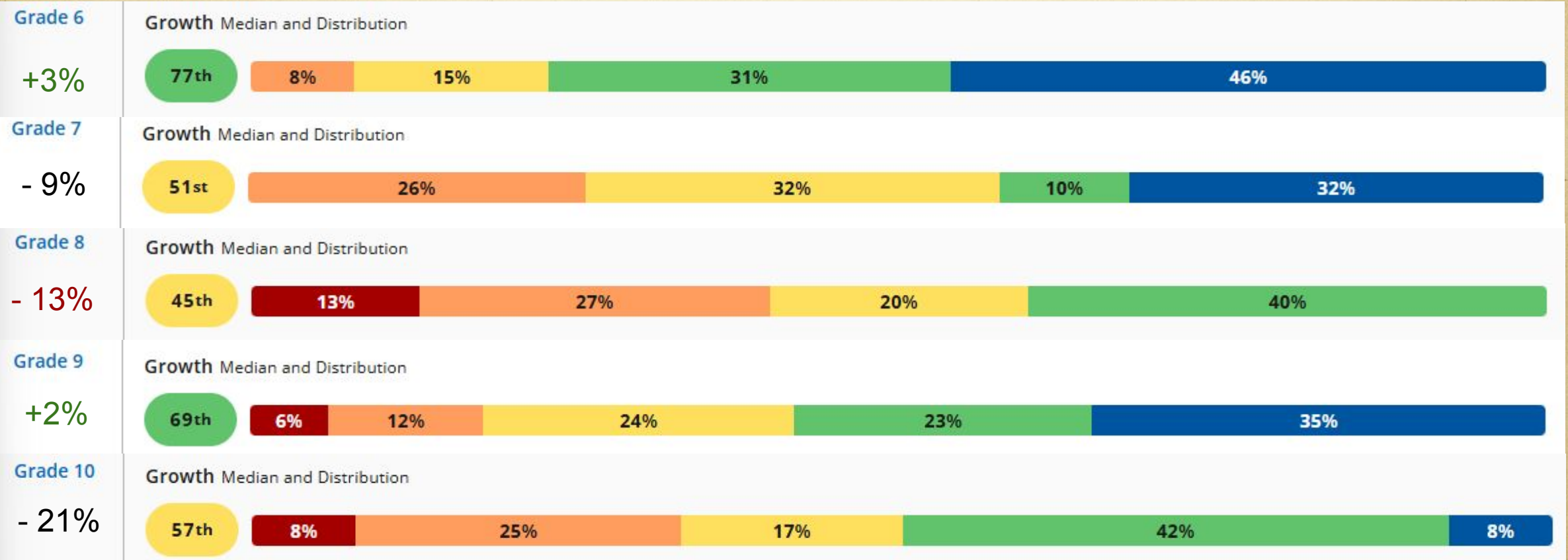
Reading (Growth from Winter '24 to Winter '25): **64th Percentile** (Fall '25 = 63rd Percentile)



Achievement



Grade Breakdown:



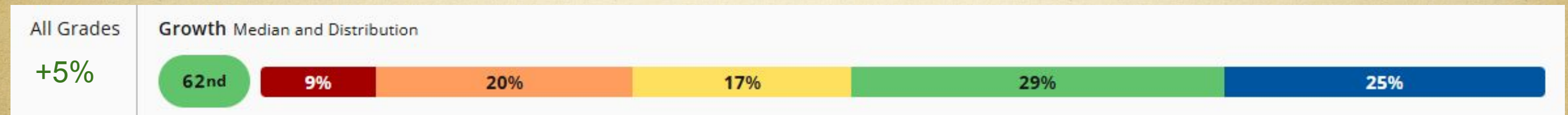
Continued strong growth for most grades, with exceptional progress for 6th grade . . . overall growth *exceeds* goal!

Achievement scores exceed national average in all grades!

Rimrock Academic Data (Language)

Goal: Median Growth Score in **60th** Percentile for every grade / subject (NWEA MAP)

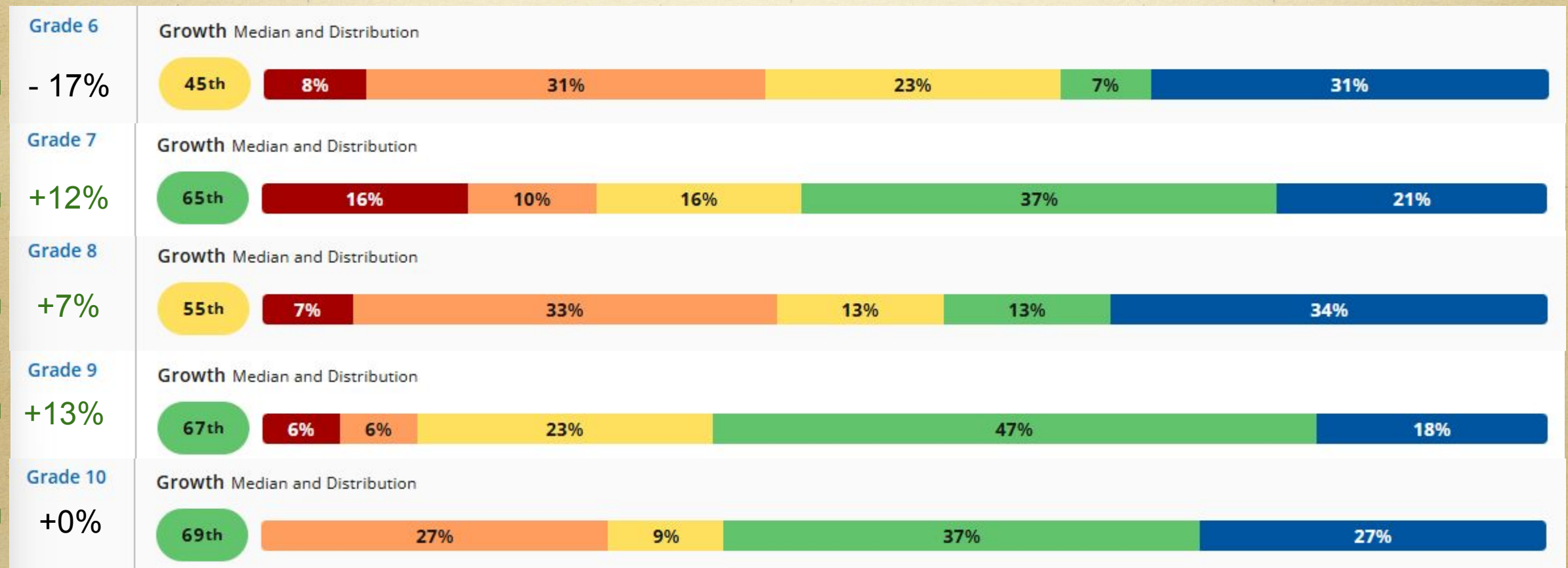
Language (Growth from Winter '24 to Winter '25): 62nd Percentile (Fall '25 = 57th Percentile)



Achievement



Grade Breakdown:



Continued strong growth for most grades . . . overall growth *exceeds* goal!
Achievement scores exceed national average in all grades!

Rimrock Culture

Current Enrollment: 124 (net change = +1)

Attendance:

- Average Daily Attendance: **93%** (CAO 8Jan26) . . . Goal: **95%**
- Semester 1 Petitions: Nine (9) students petitioned for 37 credits (29 credits awarded / 8 denied)

Athletics:

- HS Girls Basketball: Varsity record = 7 - 8
- HS Boys Basketball: Varsity record = 7 - 0
- JH Boys Basketball: Practice started yesterday; Coach: Nick Ellis

Senior Trip:

- Plan is to travel to Crescent City, CA via White Bus on 20-24 Mar 26 (Spring Break) to explore Northern California coasts and Redwood forests with 2-3 chaperones.
- Itinerary to be presented for board approval at February meeting

Employee Recognition: Katy Carothers

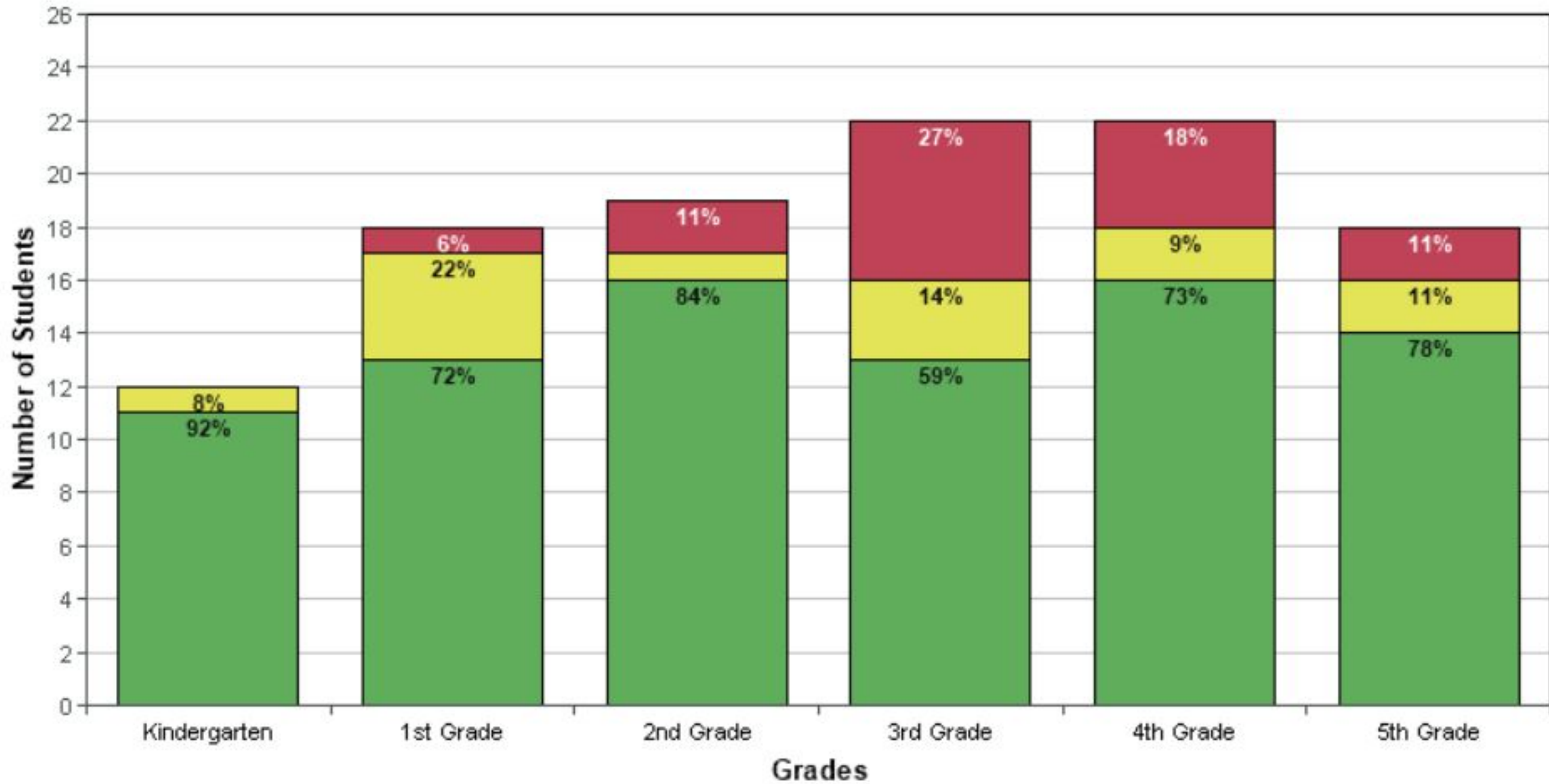
- Events Manager for all Athletics (especially challenging during basketball season!)
- Runs IDLA Classroom...
 - Supported 58 students / 81 classes (including 26 students taking 35 dual credit classes)
 - 100% pass rate...every IDLA credit earned for Fall Semester!



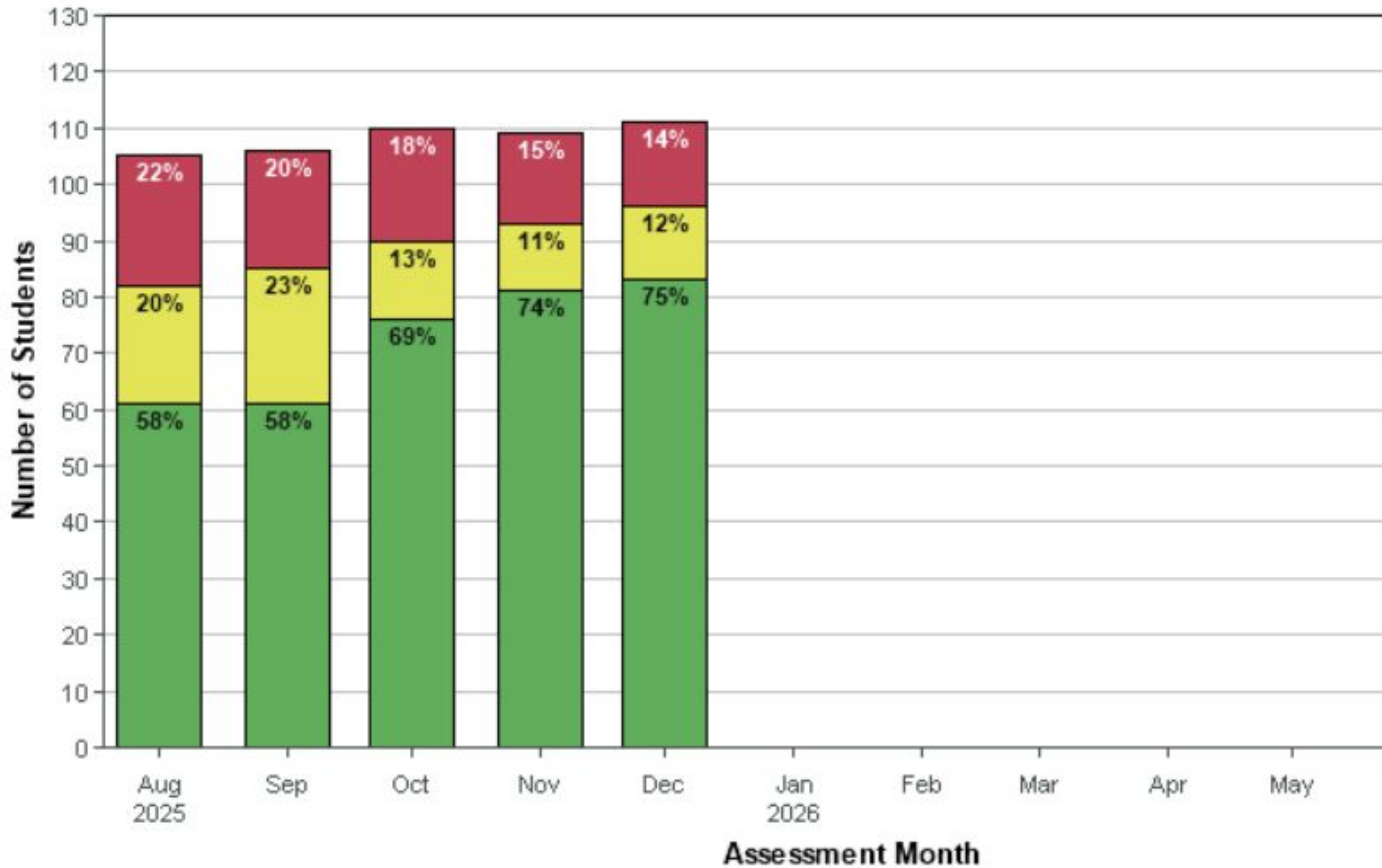
Bruneau-Grand View
JOINT SCHOOL DISTRICT #365

Elementary Principal Report

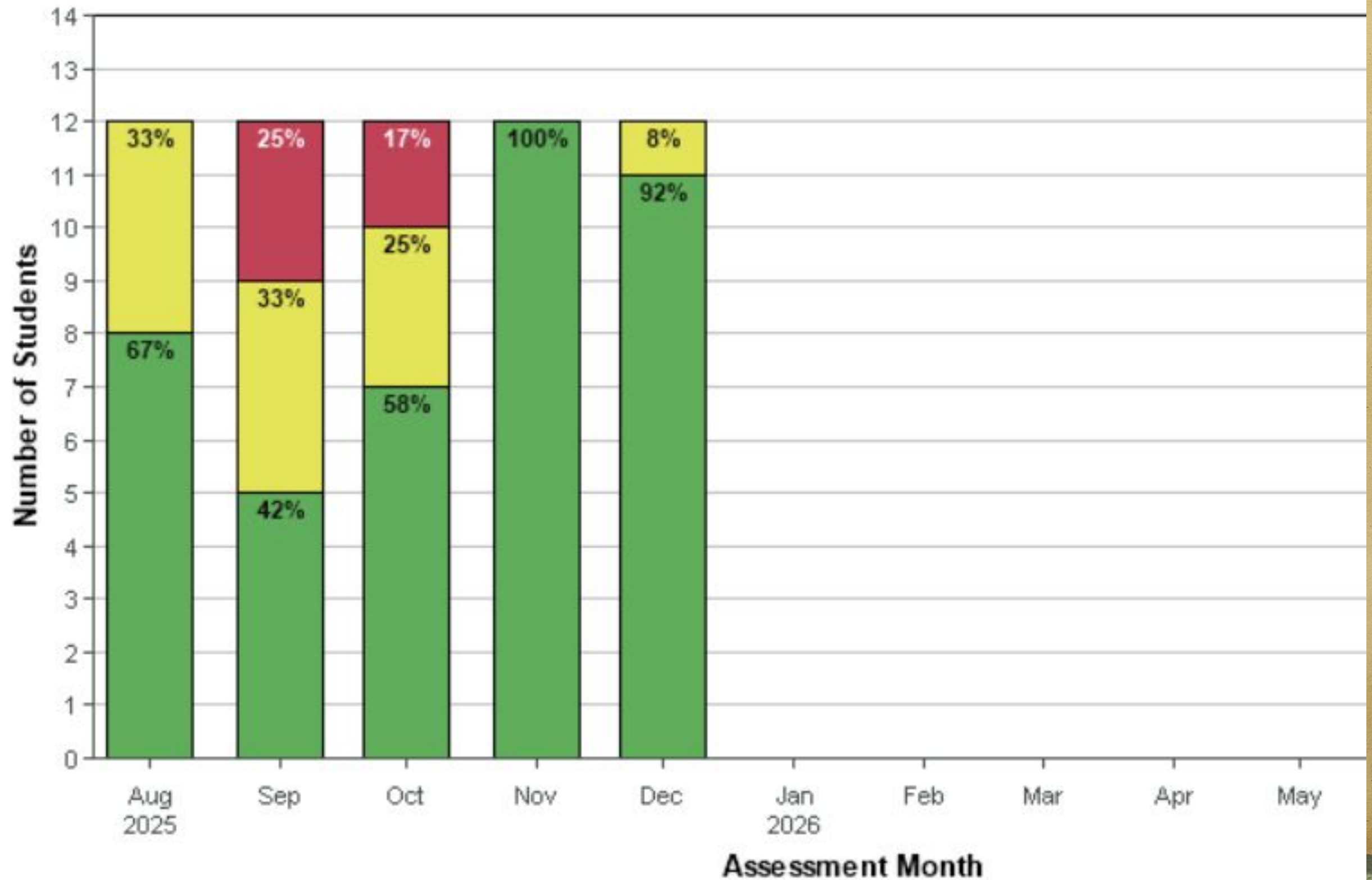
All Grades - December 2025



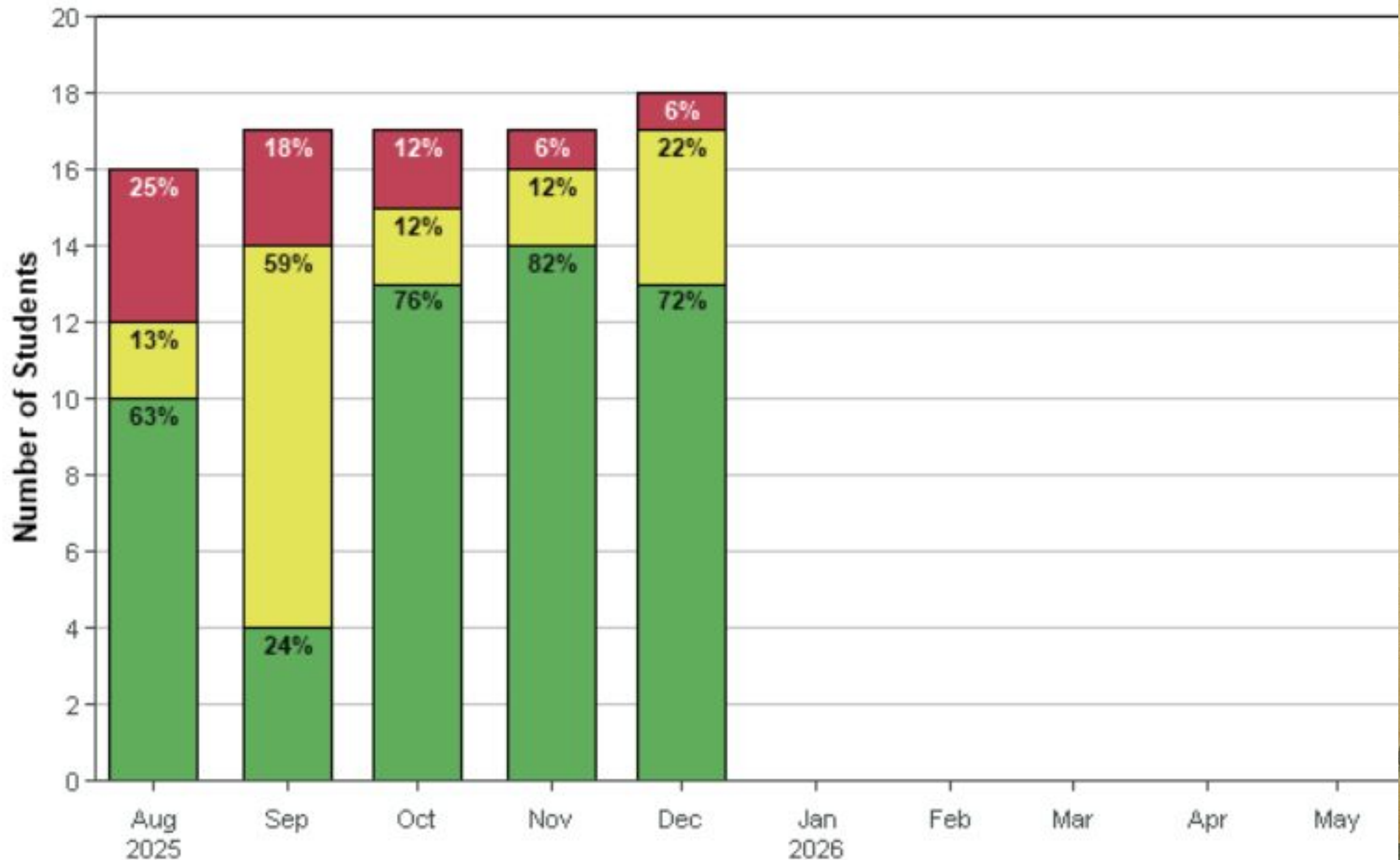
All Grades - Overall Reading



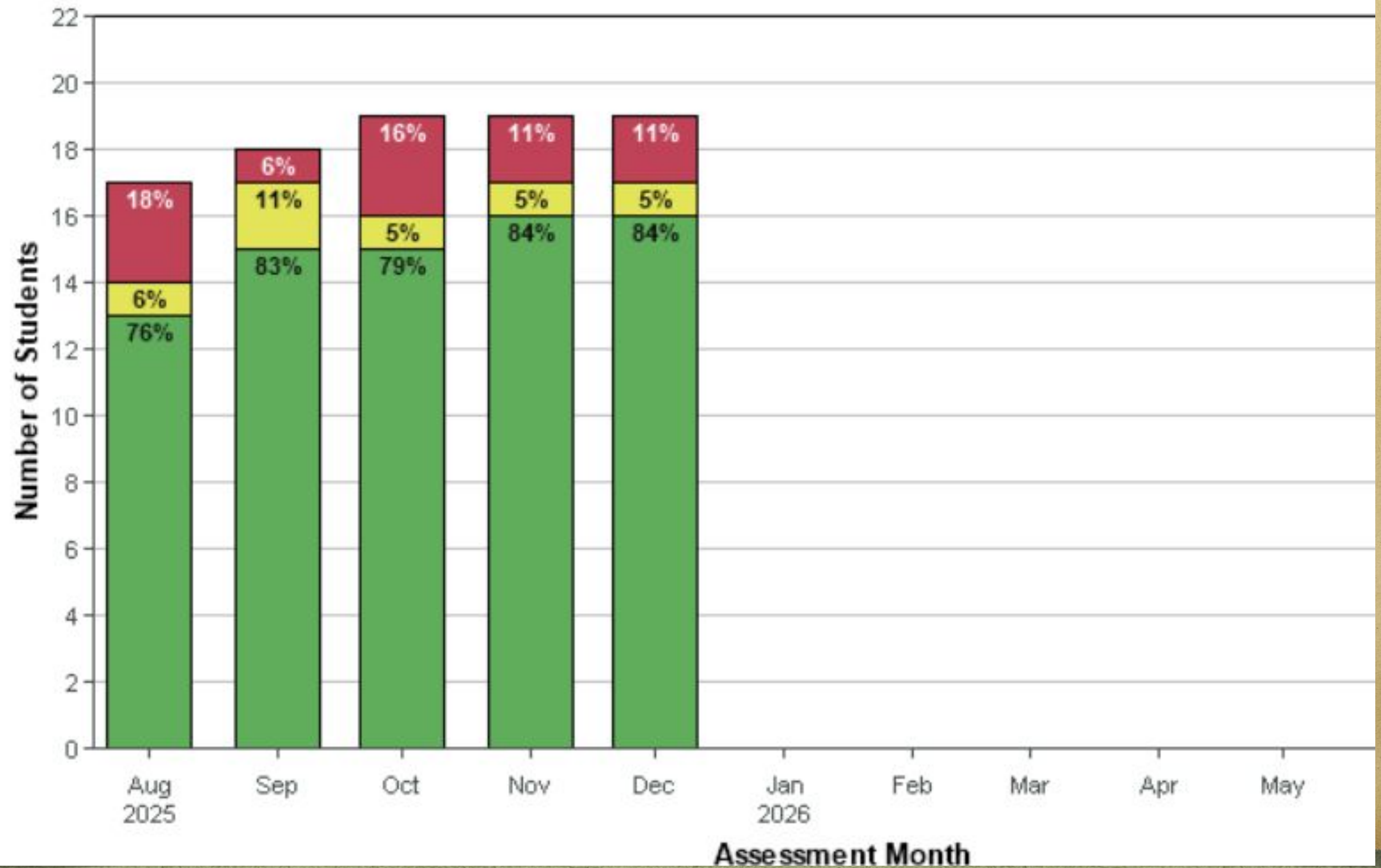
Kindergarten - Overall Reading



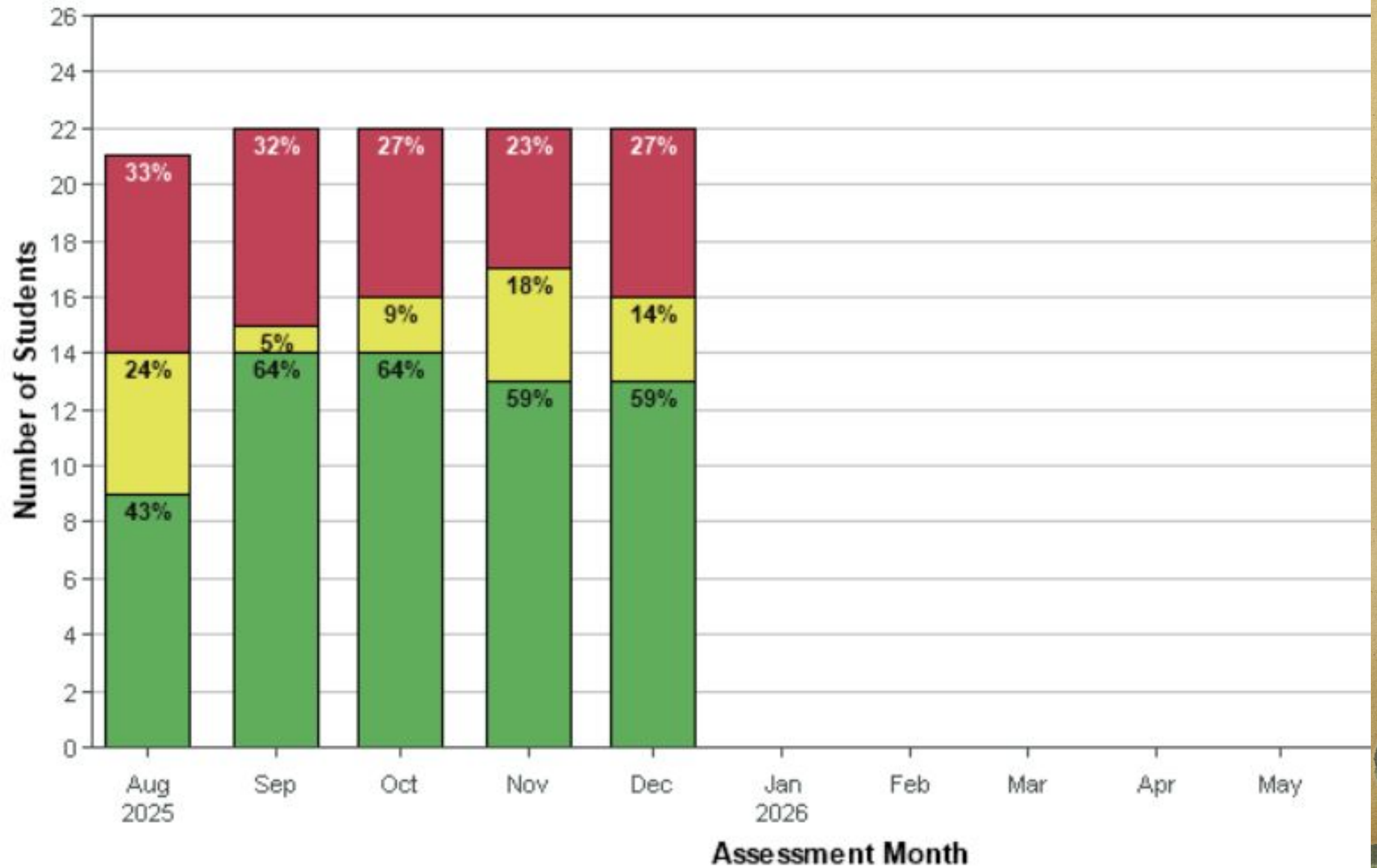
1st Grade - Overall Reading



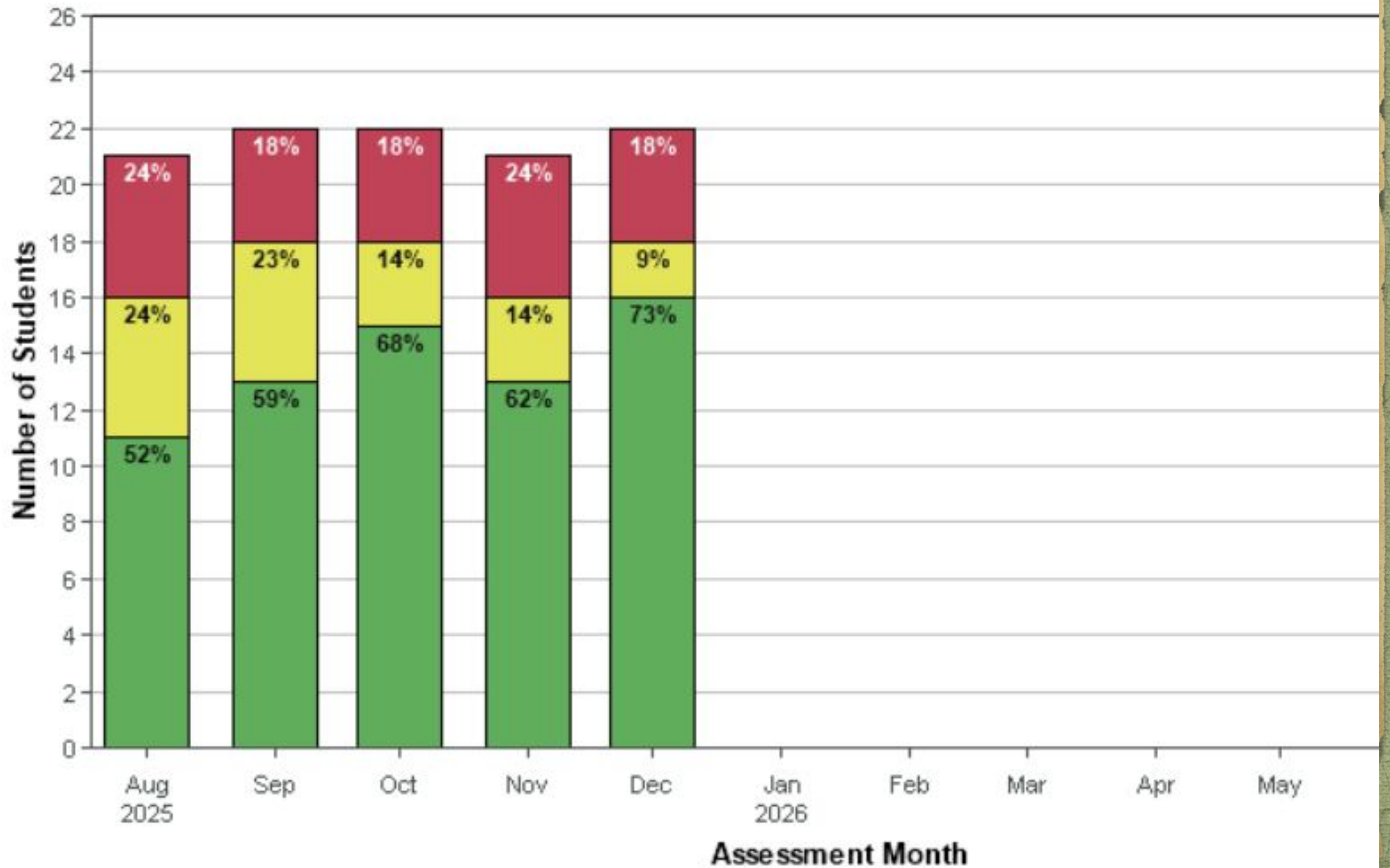
2nd Grade - Overall Reading



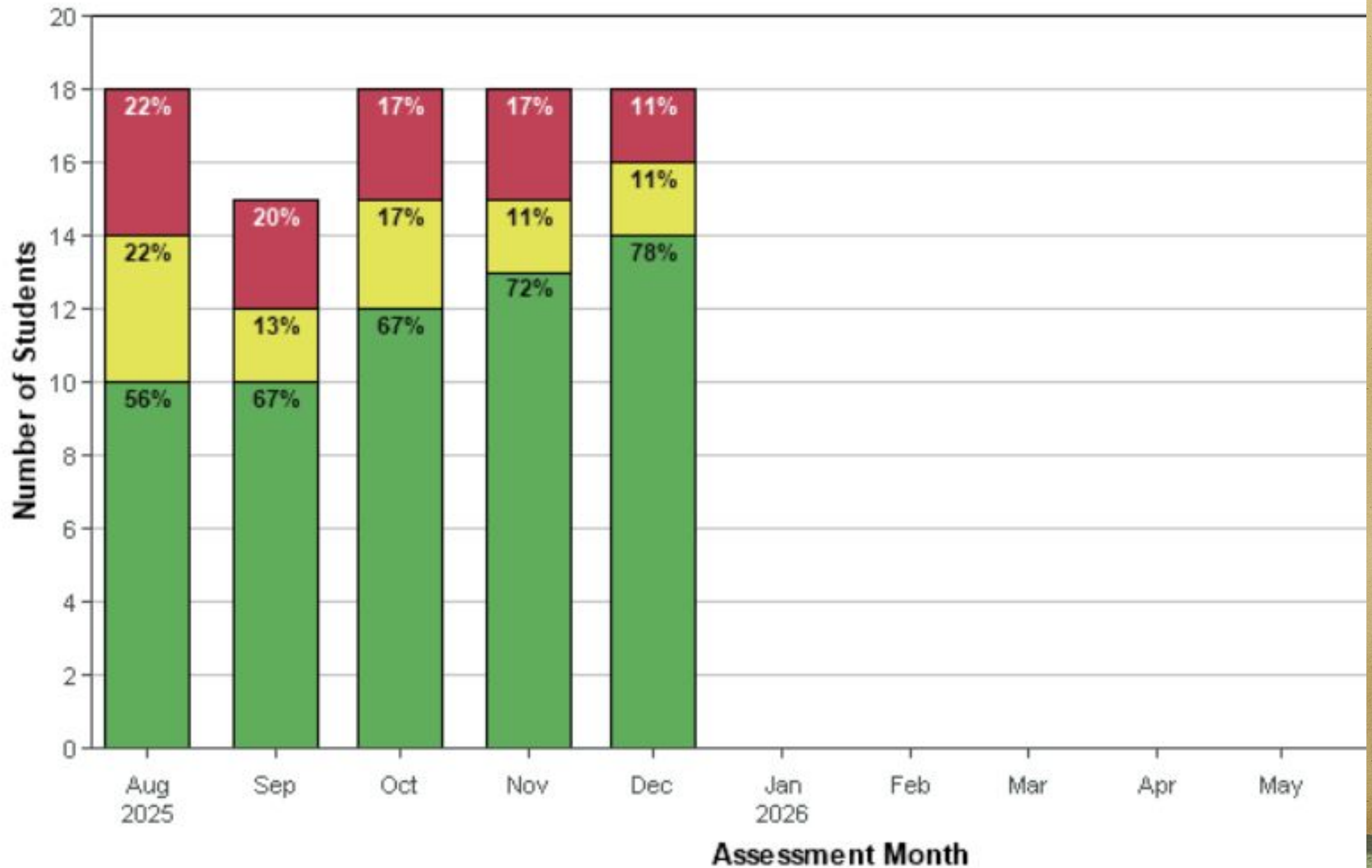
3rd Grade - Overall Reading



4th Grade - Overall Reading



5th Grade - Overall Reading



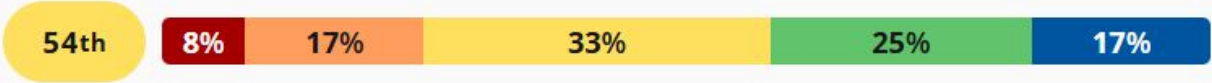


Math

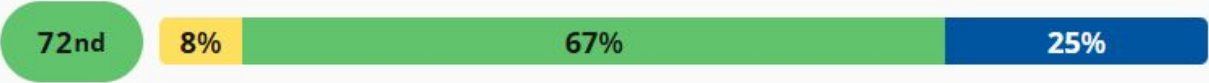
K Growth Median and Distribution



Achievement Fall 2025-2026 Median and Distribution




Achievement Winter 2025-2026 Median and Distribution



Grade 1 Growth Median and Distribution



Achievement Fall 2025-2026 Median and Distribution



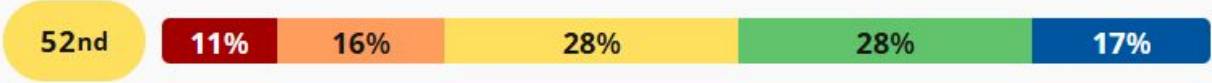
Achievement Winter 2025-2026 Median and Distribution



Grade 2 Growth Median and Distribution



Achievement Fall 2025-2026 Median and Distribution



Achievement Winter 2025-2026 Median and Distribution





Math

Grade 3

Growth Median and Distribution



Achievement Fall 2025-2026 Median and Distribution



Achievement Winter 2025-2026 Median and Distribution



Grade 4

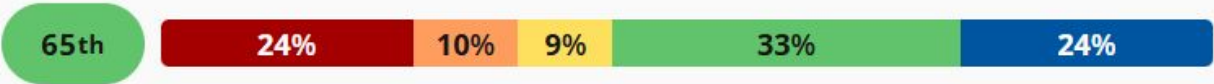
Growth Median and Distribution



Achievement Fall 2025-2026 Median and Distribution



Achievement Winter 2025-2026 Median and Distribution



Grade 5

Growth Median and Distribution



Achievement Fall 2025-2026 Median and Distribution



Achievement Winter 2025-2026 Median and Distribution





Reading

K	Growth Median and Distribution	
	<div><div>64th</div><div><div>8%</div><div>25%</div><div>50%</div><div>17%</div></div></div>	
	Achievement Fall 2025-2026 Median and Distribution	Achievement Winter 2025-2026 Median and Distribution
	<div><div>54th</div><div><div>8%</div><div>33%</div><div>17%</div><div>33%</div><div>9%</div></div></div>	<div><div>61st</div><div><div>33%</div><div>17%</div><div>42%</div><div>8%</div></div></div>
Grade 1	Growth Median and Distribution	
	<div><div>66th</div><div><div>8%</div><div>17%</div><div>8%</div><div>33%</div><div>34%</div></div></div>	
	Achievement Fall 2025-2026 Median and Distribution	Achievement Winter 2025-2026 Median and Distribution
	<div><div>40th</div><div><div>33%</div><div>17%</div><div>17%</div><div>33%</div></div></div>	<div><div>57th</div><div><div>17%</div><div>25%</div><div>8%</div><div>17%</div><div>33%</div></div></div>
Grade 2	Growth Median and Distribution	
	<div><div>60th</div><div><div>22%</div><div>6%</div><div>22%</div><div>33%</div><div>17%</div></div></div>	
	Achievement Fall 2025-2026 Median and Distribution	Achievement Winter 2025-2026 Median and Distribution
	<div><div>67th</div><div><div>17%</div><div>5%</div><div>17%</div><div>33%</div><div>28%</div></div></div>	<div><div>66th</div><div><div>6%</div><div>22%</div><div>5%</div><div>39%</div><div>28%</div></div></div>



Reading

Grade 3	Growth Median and Distribution					
	51st	19%	19%	18%	25%	19%
Grade 4	Achievement Fall 2025-2026 Median and Distribution					
	30th	31%	25%	31%	13%	
	Achievement Winter 2025-2026 Median and Distribution					
	36th	31%	19%	25%	19%	6%
Grade 5	Growth Median and Distribution					
	66th	16%	16%	5%	31%	32%
	Achievement Fall 2025-2026 Median and Distribution					
	57th	21%	16%	21%	10%	32%
Grade 5	Achievement Winter 2025-2026 Median and Distribution					
	60th	26%		26%	11%	37%
	Growth Median and Distribution					
	57th	17%	5%	33%	28%	17%
Grade 5	Achievement Fall 2025-2026 Median and Distribution					
	48th	11%	22%	22%	28%	17%
	Achievement Winter 2025-2026 Median and Distribution					
	57th	5%	17%	39%	28%	11%



Language

Grade 3

Growth Median and Distribution



Achievement Fall 2025-2026 Median and Distribution

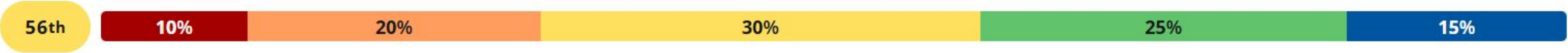


Achievement Winter 2025-2026 Median and Distribution



Grade 4

Growth Median and Distribution



Achievement Fall 2025-2026 Median and Distribution



Achievement Winter 2025-2026 Median and Distribution



Grade 5

Growth Median and Distribution



Achievement Fall 2025-2026 Median and Distribution



Achievement Winter 2025-2026 Median and Distribution






Growth from August 20 to November 10

Most Ind. Growth

Kindergarten	78%	+44
1st Grade	88%	+83
2nd Grade	95%	+44
3rd Grade	85%	+34
4th Grade	81%	+47
5th Grade	77%	+36
Total Growth	83%	

GVE



GVE Staff Spotlight



BES



BES Staff
Spotlight




Bruneau Elementary School

Catlen

Allison



Students of the Month, December!



Hap

Morning Play





Interim Superintendent Report

Rimrock JR/SR High

Interim Superintendent Report

Professional Development:

January 16th at Rimrock

8:00-1:00

Working Breakfast

Crisis Intervention Training-Wendy Young
and the

The Championship Classroom

Working Lunch

Working in Classrooms

Personnel

Letters of Intent: Send out, February 1

Advertise for Math Teacher at Rimrock

Budget Committee

Outreach and invites January

Set up a Budget Committee consisting of Leadership Team, Teachers, Community Members

Community Meetings

February Community Meetings:

Oreana

Grandview

Bruneau

If enough of you are able to attend, we will have to
agendize the meetings.

Policy Review

- How would the board like to proceed with the policy committee?

BGVJSD Virtual Option

Would the Board like to start the process of a possible virtual option?

Student/ Staff Presentations

We would love to see our student groups present at school board meetings! Whether you receive an invitation or request a slot yourself, this is a fantastic opportunity to spotlight your group's amazing activities for the board and the community.

Superintendent Goals

Goal 1: Instructional Leadership – The "Championship Classroom" Initiative

1. Objective: To define and implement a district-wide standard for instructional excellence and classroom culture.
2. Action: Launch the "Championship Classroom" framework at the January 16th PD.
3. Success Measure: 100% of staff trained in the framework; subsequent classroom walkthroughs (in Bruneau, Grand View, and Rimrock) showing alignment with these core instructional values.

Goal 2: Community Engagement & Transparency

- Objective: To bridge the gap between district operations and the community by highlighting student and staff achievements.
- Action: Transition School Board meetings from purely administrative sessions to "Celebrations of Success."
- Success Measure: Beginning with the Student Council in February, ensure every monthly board meeting features a student or staff presentation that highlights district-wide "best practices."

Goal 3: Comprehensive Student Support & Safety

- Objective: To provide staff with the necessary tools and external resources to manage student mental health and behavioral crises effectively.
- Action: Integrate the Crisis System of Care (Wendy Young) and the Mobile Response Team into the district's standard operating procedures.
- Success Measure: Reduced teacher burnout related to crisis management and a clear, documented referral process for the Mobile Response Team in every school building.

Goal 4: Fiscal Responsibility & Facility Optimization

- Objective: To ensure district resources are focused on student outcomes while maintaining the long-term viability of our rural facilities.
- Action: Conduct a mid-year review of the budget with Mrs. Aquiso to ensure we are being fiscally responsible
- Success Measure: Presentation of a balanced budget outlook that prioritizes classroom needs and facility maintenance.

(Target goal for December 30 is 50% in the YTD Total Column for both Revenue and Expenditures)

Monthly Financial Report – December 31

REVENUES (Total Revenues for Dec.. - 64%)

- ❑ Rental of Facilities - Daycare - 814%
- ❑ Other Local (677%) - Greenhouse Grant
- ❑ State Based Apportionment - (80%) - Payment from the State (Front loaded payment)
- ❑ Other State School Support (125%) - State Facilities Fund \$ put here

EXPENDITURES (Total Expenses 35%)

- ❑ Total Special Service Program - 45% (OT/Speech/SLP)
- ❑ Total Board of Educ. Prog. (94%) - Annual Insurance Payment, Workmans Comp., Fees
- ❑ Total District Admin - 52%
- ❑ Total Business Operations - 51%
- ❑ Total District Vehicle (83%) - New PU

FUND BALANCE

- ❑ 290-Food Service - **\$45,297.52**
- reimbursements have not been received from state for November or December. avg. \$7000

Bruneau-Grand View Joint School District #355 YEAR TO DATE REVENUE AND EXPENDITURES FY 2025-2026 DECEMBER 31					
ACCT NAME	BUDGETED	MTD ACTIVITY	YTD ACTIVITY	BALANCE	YTD%
ELMORE/DAYHEE/TAXES SUPPLEMENTAL	-\$650,000.00	-\$9,039.80	-\$14,128.44	-\$635,871.56	2%
DEL TAXES INT & PENALTY	-\$300.00	-\$429.36	-\$946.50	-\$646.50	316%
EARNINGS ON INVESTMENTS	-\$170,000.00	-\$19,600.38	-\$115,121.90	-\$54,878.10	68%
RENTAL OF FACILITIES	-\$1,500.00	\$0.00	-\$12,285.00	\$10,705.00	814%
DONATIONS AND GRANTS	-\$350.00	\$0.00	\$0.00	-\$350.00	0%
OTHER LOCAL	-\$10,000.00	-\$5,987.82	-\$67,681.82	\$57,681.82	677%
STATE BASE APPORTIONMENT	-\$2,458,150.00	\$0.00	-\$1,963,560.00	-\$494,630.00	80%
TRANSPORTATION SUPPORT	-\$214,865.00	\$0.00	\$0.00	-\$214,865.00	0%
BORDER TUITION	-\$816,963.00	\$0.00	-\$612,047.00	-\$104,916.00	89%
BENEFITS APPORTIONMENT	-\$325,829.00	\$0.00	\$0.00	-\$325,829.00	0%
OTHER STATE SCHOOL SUPPORT RES.	-\$164,195.00	\$0.00	-\$204,531.88	\$40,333.88	125%
AGRIC PROP TAX/AG REPLACEMENT	\$33,291.00	\$0.00	-\$5,968.00	\$39,259.00	17%
IMPACT AID	-\$300,000.00	\$0.00	-\$124,303.00	-\$175,697.00	41%
** TOTAL REVENUE	-\$5,178,904.00	-\$35,048.16	-\$3,320,493.54	-\$1,858,410.46	64%
	BUDGETED	MTD ACTIVITY	YTD ACTIVITY	BALANCE	YTD%
** TOTAL EXPENDITURES					
**TOTAL ELEMENTARY PROGRAM	\$1,146,059.00	\$65,156.09	\$316,243.85	\$829,815.15	28%
**TOTAL SECONDARY PROGRAM	\$1,647,734.40	\$81,381.55	\$424,187.76	\$1,223,546.64	26%
**TOTAL EXCEPTIONAL CHILD PROGRAM	\$213,890.00	\$13,239.64	\$62,544.61	\$151,345.39	29%
**TOTAL GT PROGRAM	\$0.00	\$0.00	\$0.00	\$0.00	0%
**TOTAL EXTRA CURRICULAR	\$104,833.00	\$11,029.52	\$38,161.41	\$66,671.59	36%
***TOTAL INSTRUCTION	\$3,112,516.40	\$171,706.80	\$641,137.63	\$2,271,378.77	27%
**TOTAL GUIDANCE-HEALTH PROGRAM	\$113,186.00	\$8,899.00	\$40,311.78	\$72,854.22	36%
**TOTAL SPECIAL SERVICES PROGRAM	\$31,481.00	\$1,624.25	\$14,141.89	\$17,339.11	45%
**TOTAL INSTRUCTION IMPROVEMENT	\$22,725.00	\$0.00	\$8,126.06	\$14,598.94	36%
**TOTAL EDUCATIONAL MEDIA PROGRAM	\$0.00	\$0.00	\$0.00	\$0.00	0%
TOTAL TECHNOLOGY PROGRAM	\$139,032.00	\$8,687.62	\$48,968.30	\$90,063.70	35%
**TOTAL BOARD OF EDUCATION PROGRAM	\$84,811.00	\$3,514.82	\$79,677.63	\$5,133.37	94%
**TOTAL DISTRICT ADMINISTRATION	\$172,529.00	\$15,974.99	\$89,562.04	\$82,967.56	52%
**TOTAL SCHOOL ADMINISTRATION	\$332,562.00	\$25,550.50	\$117,591.35	\$214,970.65	35%
**TOTAL BUSINESS OPERATIONS	\$76,968.00	\$3,293.03	\$39,159.24	\$37,808.76	51%
**TOTAL BUILDINGS-CARE PROGRAM	\$277,416.00	\$23,753.48	\$118,728.51	\$158,687.49	43%
**TOTAL MAINTENANCE-BLDGS & EQUIP.	\$265,436.00	\$16,158.29	\$125,544.37	\$139,891.63	47%
**TOTAL MAINTENANCE-GROUNDS	\$52,073.00	\$915.74	\$20,156.18	\$31,916.82	39%
**TOTAL PUPIL TO SCHOOL TRANSPORT	\$287,867.00	\$17,608.42	\$99,690.60	\$188,266.40	35%
**TOTAL PUPIL ACTIVITY TRANSPORT	\$14,212.00	\$1,117.33	\$4,469.32	\$9,742.68	31%
**TOTAL DISTRICT VEHICLE PROGRAM	\$28,590.00	\$142.36	\$23,834.68	\$4,755.32	83%
***TOTAL SUPPORT SERVICES	\$1,698,984.00	\$129,031.83	\$829,962.95	\$1,069,021.05	44%
***TOTAL NON-INSTRUCTION	\$80,799.00	\$550.44	\$2,365.02	\$78,434.98	3%
FUND TRANSFERS	\$150,000.00	\$0.00	\$150,000.00	\$0.00	100%
DEPRECIATION (BUS) TRANSFER	\$15,964.00	\$0.00	\$15,964.00	\$0.00	100%
***TOTAL EXPENDITURES	\$5,256,245.00	\$301,269.07	\$1,839,429.60	\$3,416,815.40	35%
	SEO. BALANCE	MTD ACTIVITY	YTD ACTIVITY		
FUND BALANCE GF	-\$6,118,847.64	-\$268,240.91	-\$5,852,806.73		
FEDERAL FOREST FUND BALANCE	-\$28,806.07	-\$87.39	-\$28,893.46		
RENTAL & DEV. FUND BALANCE	-\$55,363.32	-\$11.42	-\$55,374.74		
FUND BALANCE FOOD SERVICE	\$34,368.47	\$10,829.05	\$45,297.52		
FUND BALANCE - BOND	-\$640,054.97	-\$3,585.65	-\$643,640.62		
FUND BALANCE PLANT FACILITY	-\$801,880.92	-\$2,711.03	-\$804,591.95		
FUND BALANCE BUS REPLACEMENT FUND	-\$94,865.68	-\$318.09	-\$94,403.75		
FUND BALANCE SCHOOL DIST. FAC. FACILITIES	\$0.00	\$0.00	\$0.00		
MODERNIZATION FUND BALANCE	-\$1,181,695.11	-\$3,994.78	-\$1,185,889.89		
DAY CARE FUND BALANCE	-\$57,385.01	\$5,987.00	-\$51,397.41		
FUND BALANCE - SCHOLARSHIP	-\$22,718.25	-\$76.81	-\$22,795.06		

RENT FROM DAYCARE

GRANT
STATE UPLOADS 80%

INSURANCE
JEFF CONTRACT

MEDICAID

PICKUP PURCHASE

TRANSFERRED
TRANSFERRED

Operations - Business Manager Report

- Fund Balance: Food Service - \$45,297.52
 - Students are not eating lunch (only 20% order lunch @RR)
 - Personnel salaries remain the same regardless of # of students eating
- Check Forgery and Fraud - \$4,250.00-money has come back to our account-JayDene is training on positive pay
- FYI- Bus Accident- No injuries
 - Cost a little over 5,000.00. Our deductible is 5,000.00

Operations - Grounds-Maintenance Report

This is the finished “Monthlys” list for 2025. A consistently evolving list we refer to at the beginning of each month to help ensure all of your critical task are complete.

Monthlys- 2025											
January				February				March			
	RR	GV	BR		RR	GV	BR		RR	GV	BR
Water system ck list	✓			Water system ck list	✓			Water system ck list	✓		
AC filters	✓	✓	✓	AC filters	✓	✓	✓	AC filters	✓	✓	✓
Fuel system ck list	✓			Fuel system ck list	✓			Fuel system ck list	✓		
Vehicle ck list				Vehicle ck list	✓			Vehicle ck list	✓		
Fire est.	✓	✓	✓	Fire est.	✓	✓	✓	Fire est.	✓	✓	✓
First aid inspections	✓	✓	✓	Order jan supply	✓			Cooler coils	✓	✓	✓
Cooler coils		✓	✓	Grounds list	✓	✓	✓	Order jan supply	✓		
Walkin water filter	✓			Nitrate sample	✓			Grounds list	✓	✓	✓
Order jan supply	✓			Ice machine filter	✓			White bus inspections	✓		
Budget review	✓			Pre- emergent	✓	✓	✓	Rimrock Hydro jetting	✓		
				Prep track area	✓			Budget review	✓		
				Prep ball fields	✓						
				Budget review	✓						
July				August				September			
	RR	GV	BR		RR	GV	BR		RR	GV	BR
Water system ck list	✓			Water system ck list	✓			Water system ck list	✓		
AC filters	✓	✓	✓	AC filters	✓	✓	✓	AC filters		✓	✓
Fuel system ck list	✓			Fuel system ck list	✓			Fuel system ck list	✓		
Vehicle ck list				Vehicle ck list				Vehicle ck list			
Fire est.	✓	✓	✓	Fire est.	✓	✓	✓	Fire est.	✓	✓	✓
First aid inspections	✓	✓	✓	Order jan supply	✓			Cooler coils	✓	✓	✓
Cooler coils	✓	✓	✓	Grounds list	✓	✓	✓	Order jan supply	✓		
Order jan supply	✓			Wake up HVAC	✓	✓	✓	Grounds list	✓	✓	✓
Grounds list	✓	✓	✓	Test FB scoreboard	✓			Rodent bait boxes	✓	✓	✓
Walkin water filter	✓			Ice machine filter	✓			Spray mosquitos	✓	✓	✓
Oil cooling tower	✓			Oil cooling tower	✓			Oil cooling tower	✓		
Budget review				White bus inspections	✓			Rimrock Hydro jetting	✓		
New door codes	✓	✓	✓	Water system flush RR	✓			Budget review	✓		
Bulb day	✓	✓	✓	Budget review	✓						
April				May				June			
	RR	GV	BR		RR	GV	BR		RR	GV	BR
Water system ck list	✓			Water system ck list	✓			Water system ck list	✓		
AC filters	✓	✓	✓	AC filters	✓	✓	✓	AC filters	✓	✓	✓
Fuel system ck list	✓			Fuel system ck list	✓			Fuel system ck list	✓		
Vehicle ck list	✓			Vehicle ck list	✓			Vehicle ck list	✓		
Fire est.	✓	✓	✓	Fire est.	✓	✓	✓	Fire est.	✓	✓	✓
Order jan supply	✓			Cooler coils	✓	✓	✓	Order jan supply	✓		
Tempo spray		✓	✓	Order jan supply	✓			Grounds list	✓	✓	✓
Fill lagoon	✓			Grounds list	✓	✓	✓	Budget review			
Grounds list	✓	✓	✓	Budget review	✓						
Budget review	✓			Annual UST inspection	✓						
October				November				December			
	RR	GV	BR		RR	GV	BR		RR	GV	BR
Water system ck list	✓			Water system ck list	✓			Water system ck list	✓		
AC filters		✓	✓	AC filters		✓	✓	AC filters		✓	✓
Fuel system ck list	✓			Fuel system ck list	✓			Fuel system ck list	✓		
Vehicle ck list				Vehicle ck list				Vehicle ck list			
Fire est.	✓	✓	✓	Fire est.	✓	✓	✓	Fire est.	✓	✓	✓
Order jan supply	✓			Cooler coils				Order jan supply	✓		
Grounds list	✓	✓	✓	Order jan supply	✓			Review power trends			
Blow lines	✓	✓	✓	Grounds list	✓	✓	✓	Oil recirc pumps	✓	✓	✓
Tempo spray				Winterize tower	✓			Exercise valves	✓	✓	✓
Drinking fountain filters	✓	✓	✓	Plug in pipe warmers	✓			Whit bus inspections			
White bus inspections	✓			Set salt stations	✓	✓	✓	Rimrock Hydro jetting			
Fill lagoon	✓			Grease gve pump irri		✓		Budget review	✓		
Budget review				Check heat in mech rm	✓	✓	✓				
Budget review				Budget review	✓						

Rimrock water.

- With the new year, DEQ updated our monitoring requirements for various contaminants at Rimrock. This is standard procedure, not news. The new monitoring schedule is to the right. It is however note worthy that this year required testing of a new and developing water concern (nationally) "PFAS" will begin.
- More information on PFAS can be found on the DEQ or EPA's website.
- Guidance from DEQ and additional cost for testing will occur should test be unfavorable. I do believe it is unlikely to be an issue here.



70018 - RIMROCK JR SR HIGH SCHOOL
 resident Noncommunity water system serving 295 people and 7 connections.
 led by: HEALTH DISTRICT 3

Following schedules include monitoring periods between 1-1-2026 and 12-31-2034

Rules for Distribution System(s)				
Group/Analyte Name	Monitoring Frequency	Season Begin Date	Season End Date	Settle
COBALTUM (COB)	1 per QT	1/1	12/31	Quarter

Rules for Distribution System(s) Lead and Copper				
Group/Analyte Name	Monitoring Frequency	Season Begin Date	Season End Date	Settle
LEAD - LEAD COPPER	1 per 24 collected in 2027 taken 6/1 through 9/30	6/1	9/30	11/1/21
LEAD - LEAD COPPER	1 per 24 collected in 2030 taken 6/1 through 9/30	6/1	9/30	11/1/21
LEAD - LEAD COPPER	1 per 24 collected in 2033 taken 6/1 through 9/30	6/1	9/30	11/1/21

Report notice of test results, regardless of test result, is required within 30 days after receiving results. For templates and more information, please visit: www.deq.mt.gov/mta/Publish/External/Template

Rules for Single Point/Location				
Group/Analyte Name	Monitoring Frequency	Season Begin Date	Season End Date	Settle
PHOS - PHOS	1 per 100 due between 01/01/2026 and 09/30/2026	1/1	9/30	11/1/21
NETRATE	1 per 100 due between 01/01/2026 and 09/30/2026	1/1	9/30	11/1/21
PHOS - PHOS	1 per 100 due between 01/01/2026 and 09/30/2026	1/1	9/30	11/1/21
NETRATE	1 per 100 due between 01/01/2026 and 09/30/2026	1/1	9/30	11/1/21
VOCS - GROUP	1 per 100 due between 01/01/2026 and 12/31/2026	1/1	12/31	11/1/21
VOCS - GROUP	1 per 100 due between 01/01/2026 and 12/31/2026	1/1	12/31	11/1/21
NETRATE	1 per 100 due between 01/01/2026 and 12/31/2026	1/1	12/31	11/1/21
ANIONIC (ANION)	1 per 100 due between 01/01/2026 and 12/31/2026	1/1	12/31	11/1/21
VOCS - GROUP	1 per 100 due between 01/01/2026 and 12/31/2026	1/1	12/31	11/1/21
VOCS - GROUP	1 per 100 due between 01/01/2026 and 12/31/2026	1/1	12/31	11/1/21

BES floor resurfacing.
Christmas break fun.



Housing

Teacher house in Grandview is complete.

Updates included: Floors, replumb, new shower valve, paint, electrical updates, misc repairs. Only contract labor was the electrical.

Future needs include tree removal and trimming, and a shed.

